

missiles and rockets

MAGAZINE OF WORLD ASTRONAUTICS

1960 Space-Missiles Budget . . . 22
Look for Missile Materials . . . 24
Prepared for Re-entry 29

AN AMERICAN AVIATION PUBLICATION

ONLY KIN TEL DIGITAL VOLTMETERS GIVE YOU ALL THESE ADVANTAGES

1. SINGLE-PLANE READOUT: KIN TEL digital voltmeters employ a simple projection system to present numbers on a readable single plane...no superimposed outlines of "off" digits...reduced possibility of error. Standard pilot lamps give extra long life.

2. ADVANCED CIRCUIT DESIGN: Transistors employed where they contribute to performance and reliability...relay drive coils energized with DC as in telephone type service to provide long, trouble-free operation...automatic, continuous standard cell calibration. No electronic circuitry in readout allows easy remote mounting. Sensitivity control permits stable reading of noisy signals.

3. MANUFACTURING EXPERIENCE: KIN TEL has manufactured over 10,000 "standard cell accuracy" DC instruments on a true production line basis. Only by this method, by years of repeated manufacturing experience, by an over-all awareness of the accuracies and tolerances involved, is it possible to guarantee consistent accuracy and reliability...to assure real value for every dollar you invest.

4. NATIONWIDE APPLICATION ENGINEERING FACILITIES: KIN TEL has engineering representatives in every major city. An experienced staff of over 200 field engineers is always immediately available to help solve your application problems, provide technical data, or prepare a detailed proposal. Factory level service is available in all areas.

5. DESIDERATE SPECIFICATIONS (MODEL 401B DC DIGITAL VOLTMETER): *Display*...4 digit with automatic polarity indication and decimal placement. Total display area 2" high x 7 1/4" long, internally illuminated. Each digit 1 1/4" high. *Automatic Ranges*... .0001 to 999.9 volts covered in 4 automatic ranges. Sensitivity control provides gain $\div 10$ setting and least digit sensitivities of .1, 1, and 10 mv. *Accuracy*... 0.01% ± 1 digit. *Counting Rate*...20 counts per sec., providing average balance (reading) time of 1 sec. *Reference Voltage*...Chopper-stabilized supply, referenced to an unsaturated mercury-cadmium standard cell. *Input Impedance*...10 megohms, on all ranges. *Output*...Visual display, plus print control. Automatic print impulse when the meter assumes balance. No accessories required to drive parallel input printers. *Input*...115 volt, 60 cycle, single phase, approx. 75 VA. *Dimensions*...Control unit, 5 1/4" high x 19" wide x 18" deep. Readout display, 3 1/2" high x 19" wide x 9" deep. *Weight*...Approx. 40 lb. *Price*...\$2,450.



Model 402B AC/DC 4-digit



Model 401B DC 4-digit



Model 501 DC 5-digit

6. WIDE RANGE OF MODELS—ACCESSORIES—SPECIAL SYSTEMS: Versatile "digital building blocks" permit measurement of AC, ohms, ratios of AC and DC, automatic scanning of multiple inputs...4- or 5-digit models. Preamplifiers increase digital voltmeter sensitivity to 1 microvolt DC, 10 microvolts AC. Buffers permit driving typewriters, tape punches and printers. KIN TEL's Special Products Department can design and manufacture digital instruments to meet special requirements...complete digital systems for data logging, missile checkout and automatic production line testing.



Write today for descriptive literature or demonstration. 5725 Kearny Villa Road, San Diego 17, California

Circle No. 1 on Subscriber Service Card.

Does your weapon system need fuel “on the double”?



Here—from Goodyear—are ingenious new rubberized containers that offer double dividends: lightweight liquid storage plus unmatched all-weather mobility.



NEED FUEL THAT ROLLS WITH YOU?

These big Rolli-Tankers hold 500 gallons each, can be towed in long “fuel trains” over roughest terrain. Tire-like containers roll so easily a man can pull one.



—OR FLOATS WITH YOU?

Filled with fuel, Rolli-Tankers have natural buoyancy—ride through water, roll right up the beach! Eliminates long-line hoses and pumping.



—OR COMES BY AIR?

Delivered by air, Rolli-Tankers can be attached to waiting trucks—and rolling—in matter of minutes. Fully loaded tankers survive free falls of 15 feet.



HOW ABOUT A PORTABLE FUEL FARM?

Called “Pillow Tanks,” these tough, rubberized fabric containers can be set up, filled and pumping in 45 minutes. Great where temporary or emergency storage of bulk liquids is needed.



LOOK! FLOATING FUEL STATION

“Pillow Tanks” in the water serve as “fuel islands”—eliminate stringing of long-line hoses or pumping from remote point. Tanks available in sizes up to 50,000 gallons.



WANT TO SAVE FUEL SPACE?

Goodyear has pioneered the development of spacesaving fuel cells and tanks for aircraft, boats, vehicles, missiles. This experience can best answer your fuel storage problem.

FOR COMPLETE INFORMATION on these and other new developments in fuel storage and transport, write Goodyear, Aviation Products Division, Akron 16, Ohio, or Los Angeles 54, California.

AVIATION PRODUCTS BY

GOODYEAR

Rolli-Tanker—T. M. The Goodyear Tire & Rubber Company, Akron, Ohio

what can you do with this versatile FLUID HANDLING HARDWARE?



H₂O₂ NOZZLE and ADAPTER Model QD-7

Fast, safe, easy servicing of aircraft and missiles. Adaptable for other fluids.

- Self-sealing
- Lightweight
- Working parts isolated from fluid
- Nozzle must be locked to adapter to actuate internal valves
- Sizes: 1½" to 8" I.D.
- 50 to 1,500 gpm.

QUICK DISCONNECT Model QD-2

For mercury-cooled nuclear power plants or conventional systems. Can be modified for remote operations and a wide range of fluids, gases or liquid metals.

- "Push-to-lock", "pull-to-open"
- Both halves self-sealing
- Can't disconnect during flow operations
- Proof pressure — 300 psi.
- Sizes: ½" to 6" I.D.



MAGNETIC FLUID LEVEL INDICATOR

Dripless checking of tank fluid levels in stationary and propelled equipment. Any size with graduations for a variety of tank shapes.

- Easy, under-the-tank check
- Lightweight
- Easy to install
- No power requirements
- No complex hidden linkages



FLOAT SWITCH Model FS-2

Operates electrically actuated valves and indicator lights. For aircraft and missile fluid systems.

- Enclosed switch mechanism
- Weighs only 10 ozs.
- 7 amps inductive load at 28 volts
- Highly-efficient where fluid levels change rapidly

FREE CATALOG . . . simply request on your letter-head. Illustrates complete facilities for development and manufacture of systems and components for fluid transfer, airborne suspension, nuclear and other applications. Includes details on line of military and industry approved products.



Flight Refueling, Inc.

FRIENDSHIP INTERNATIONAL AIRPORT • BALTIMORE 3, MD.

West Coast Representative: William E. Davis, P. O. Box 642, Inglewood, Calif.

Circle No. 7 on Subscriber Service Card.

EditorERIK BERGAUST
Executive EditorCLARKE NEWLON
News EditorDONALD E. PERRY

ASSOCIATE EDITORS:

NORMAN L. BAKEREngineering & Production
RAYMOND M. NOLANElectronics & Guidance
PEER FOSSENTracking & Ground Support
WILLIAM O. MILLERMilitary & Defense
ALFRED J. ZAEHRINGERPropulsion & Chemistry
E. M. CROMLEYCongress & Government

ASSISTANT EDITORS:

REED BUNDYBusiness News
PAUL MEANSARPA & NASA

CONTRIBUTING EDITORS:

F. I. ORDWAY III, H. CANNEY and
R. C. WAKEFORDResearch
DR. ALBERT PARRYSoviet Affairs
DR. HUBERTUS STRUGGOLDSpace Medicine
DR. I. M. LEVITTAstrophysics
K. W. GATLAND and
G. V. E. THOMPSONGreat Britain

EDITORIAL ADVISORY BOARD:

DR. WERNER VON BRAUN ROBERT P. HAVILAND
DR. PETER CASTRUCCIO DR. ARTHUR KANTROWITZ
KRAFFT A. EHRLICH DR. EUGEN SAENGER
RICHARD F. GOMPERTZ ALEXANDER SATIN

REGIONAL EDITORS:

F. S. HUNTER, FRANK MCGUIRE, R. VAN OSTEN
Beverly Hills, Calif., 8929 Wilshire Blvd.
ANTHONY VANDYKGeneva, Switzerland
10 Rue Grenus, Phone 321044
JEAN-MARIE RICHE11 Rue Condorcet, Paris 9e

PRODUCTION:

WILLIAM H. MARTINArt Director
COLLIS CAMPBELLAsst. Art Director
JOHN WALLENProduction Manager
ELSIE GRAYAsst. Production Manager

WAYNE W. PARRISH
President & Publisher

LEONARD A. EISERERGeneral Manager
C. A. HURTAssistant Publisher
EDWARD D. MUHLFELDAdvertising Sales Manager
LAWRENCE BRETTNERCirculation Director
STEPHEN A. RYNASAdvertising Promotion Mgr.
DAFFINN T. FOSSENResearch Manager
GLADYS BUSSELLAdvertising Service Mgr.

missile and rockets Vol. 5, No. 4, Jan. 26, 1959

Published every week by American Aviation Publications, Inc., 1001 Vermont Ave., N.W., Washington 5, D.C. Printed at the Telegraph Press, Harrisburg, Pa. Second class postage paid at Washington, D.C. and at additional mailing offices. Copyright 1958, American Aviation Publications, Inc.

Subscription rates: U.S., Canada and Postal Union Nations—1 year, \$8.00; 2 years, \$12.00; 3 years, \$14.00. Foreign—1 year, \$20.00; 2 years, \$30.00; 3 years, \$40.00. Single copy rate—\$7.50. Subscriptions are solicited only from persons with identifiable commercial or professional interests in missiles and rockets. All subscription orders and changes of address should be referred to: the circulation fulfillment department.



missiles and rockets, January 26, 1959

missiles and rockets

MAGAZINE OF WORLD ASTRONAUTICS



Cover: Acme-Newport Steel Co. Reduces ingot to plate for astronautics work. (p. 24)

JANUARY 26 HEADLINES

\$7 Billion for Missiles; \$830 Million for Space

President sends \$77 billion budget to Congress; *Minuteman*, *Hound Dog*, *Polaris* programs to benefit; ARPA and NASA budgets increased21

ASTRONAUTICS ENGINEERING

1959 Missile Materials Outlook

What are the prospects for metals, ceramics and plastics to meet demands of high temperatures, strength, lightness and corrosion resistance? The answers are provided by m/r Propulsion and Chemistry Editor Alfred J. Zaehring in this special review24

MISSILE ELECTRONICS

Re-entry Navigation: No 'Breakthrough' Required

Use of the earth's horizon through infrared methods as a vertical reference for space vehicles is advocated by Sperry scientist29

NEW MISSILE PRODUCTS

Multiple Welds Produce 'Problem Parts'

Tape-controlled, multiple-torch Heliarc spot welding machine developed by Linde Co. is producing 'problem' parts for *Terrier* ..35

Electrolytic Capacitors Have Long Shelf Life35

DEPARTMENTS

Editorial11
Washington Countdown15
Industry Countdown17
Propulsion Engineering43

West Coast Industry45
Contract Awards46
Missile People49
When and Where50

SPARROW III IN ACTION . . .



Rapid fire sequence shows second generation air-to-air missile in action.



F3H-2 Demon can carry four *Sparrows*, fired either singly or in rapid series.




Warhead delivers 50% more explosive force than other air-to-air guided missiles.

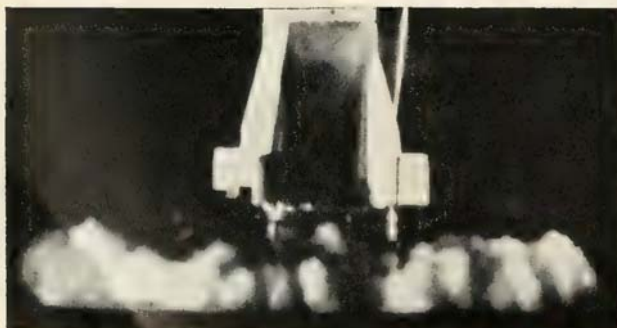


Raytheon missile will fire at target automatically when it comes in range.

Republic is the world's largest




**STAINLESS STEEL...for heat resistance • TITANIUM
ALLOY STEELS...for high**



producer of Missile Metals

U.S. Air Force's ATLAS



for weight reduction
strength



Many types of missile metals are required to meet the severe demands of the space age. Metals to resist heat, to reduce weight, to add strength. Production of these flight weight metals is a Republic specialty.

Stainless steel protects missiles and rockets from the searing heat of air friction. Titanium alloys offer the highest strength-to-weight ratio of any construction metal. Republic produces both of these metals in billets, hot rolled and cold finished bars, plates, sheets, and strips.

Republic Alloy Steels are continuing to play a prominent part in the development of operating and structural parts free from excess weight, yet tough and strong to withstand shock, impact, strain, and vibration.

As rapid development in the missile field increases demand for these high-strength, select formula steels, Republic is keeping pace through research and new production facilities.

Republic metallurgists and engineers will be glad to work with your personnel in developing the most advantageous use of Republic Stainless Steels, Titanium and Alloy Steels. There's no obligation. Check and mail the coupon if you would like a Republic specialist to call at your plant.

REPUBLIC'S NEW HIGH STRENGTH POWDER, TYPE HS 6460, opens the way for sinterings for highly stressed parts in aircraft and missiles. Type HS 6460 can be used with existing operating equipment. It provides a minimum tensile strength of 60,000 psi at 6.4 density as sintered, and 100,000 psi heat treated. Type HS 6460 maintains its dimensional characteristics after sintering—less than .004 inches per inch shrinkage from die size at 6.4 density. Available in production quantities up to and including 12 tons, or multiples thereof. Mail coupon for technical data sheet on Type HS 6460 Powder.

REPUBLIC STEEL



REPUBLIC STEEL CORPORATION
DEPT. MS-6298-A
1441 REPUBLIC BUILDING • CLEVELAND 1, OHIO

Have a metallurgist call.

☐ Stainless Steel ☐ Alloy Steel ☐ Titanium ☐ Iron Powder

Send more information on:

☐ Stainless Steel ☐ Alloy Steel ☐ Titanium ☐ Type HS 6460
Iron Powder

Name _____ Title _____

Company _____

Address _____

City _____ Zone _____ State _____

THE FACTS ABOUT MAGNESIUM AND CORROSION

Once this basic law of nature is recognized, proper design and protective measures permit excellent service life.



EXPOSURE TESTS on many assembly protection methods and new finishing developments are constantly in progress on these seaside test racks (International Nickel Test Station, Kure Beach).

MAGNESIUM, the world's lightest structural metal, has a successful history of application in aircraft, missiles, military ground equipment, portable tools, and materials handling equipment.

Yet some designers and production men hesitate to use magnesium because they have heard that it "corrodes." What are the facts about this important matter?

It's quite true that magnesium corrodes under certain environmental conditions—as does every other basic structural metal. Each has its own distinct corrosion "personality" in the presence of corrosive elements. For example, magnesium has excellent resistance to corrosion in strongly alkaline surroundings and readily becomes subject to attack under acidic conditions. Conversely, aluminum is resistant to many acids but suffers attack in strongly alkaline environments.

Approximately 95% of all corrosion problems with magnesium stem

from galvanic corrosion. This type of corrosion is caused by differences in the electrical potential of dissimilar metals coupled together and immersed in an electrolyte. By understanding the source of corrosion currents, metals and their environments can be controlled so as to minimize or eliminate these sources. Techniques of joining magnesium to other metals have been developed which effectively overcome the conditions causing galvanic corrosion.



NIKE GROUND GUIDANCE—Large magnesium assemblies are easily and effectively protected by standard finishing methods.

The corrosion behavior of metals is as much an inherent characteristic of materials as tensile strength, elongation and other physical properties. The laws of corrosion are well understood. Thus they can—and should be—taken into full consideration in any design analysis of a product or part. With this concept



RYAN FIREBEE, with 75% of its exterior surface magnesium, has withstood repeated dunkings in the ocean with no adverse effects. The reason—Ryan applied the proper protective measures.

in mind, almost any corrosion problem can be "designed out" from the beginning when working with magnesium.


Whenever the corrosion characteristics of magnesium are acknowledged, and preventative measures are incorporated into designs, magnesium gives outstanding performance in service. Proof of this statement is evident by the growing use of magnesium alloys for such applications as: aircraft skins, wheels and engines; missile frames, fins and skins; radar antennas; military vehicle platforms and wheels; chain saws, hand trucks and dock boards.



TO AID YOU IN APPLYING the correct design and proper protective measures for magnesium, write for your free copy of "MAGNESIUM FINISHING". Either contact your nearest Dow Sales Office or write to THE DOW CHEMICAL COMPANY, Midland, Michigan, Department MA 1483 CL 1-26.

THE DOW CHEMICAL COMPANY • Midland, Michigan





**FOR
THE JOB
THAT'S
NEVER BEEN
DONE**

WG



*in
missile
propulsion
systems
and components,
ask **WESTERN GEAR***

Western Gear Corporation's research program is carrying its Precision Products Division higher and higher into the field of missile propulsion. Western Gear laboratories are constantly probing into unexplored fields, evaluating and testing materials. Production contributions under prime and sub-contracts in the missile propulsion field include turbo pump drives, thrust chambers, nozzles, jetavators and APU drives.

But research is only the beginning. After the impossible job is resolved in theory,

Western Gear throws these factors into the project:

71 years
of precision
manufacturing;
broad experience in
electro-electronic
and

mechanical power transmission
equipment; large engineering
teams in many fields;
outstanding test facilities;
Systems Management control
and direction; and **TOTAL
RELIABILITY** in product
performance.

Are you faced with unusual
reliability requirements in a
missile propulsion system?

Write for full information to:

WESTERN GEAR CORPORATION
Precision Products Division
P.O. Box 192 • Lynwood, Calif.

5PQ4

MAN'S FIRST SPACE COMMUNICATION STATION



On 12 October 1958, an historic event took place. A group of Space Technology Laboratories engineers at Cape Canaveral, Florida, transmitted radio signals far out into space to the NASA/Air Force Pioneer space probe vehicle. The tiny receiver and transmitter in the Pioneer relayed these same signals to the Space Technology Laboratories' group at Manchester University, England. • This significant experiment promises, like those earlier achievements of Morse, Bell, and Marconi, to pave the way for the use of space vehicles to relay information to and from points on earth. One day the entire world will view televised events as they happen. • Future experiments of this kind will undoubtedly assist mankind in his search to understand, use, and benefit from his knowledge of space phenomena. • Scientists and engineers whose interests and abilities enable them to contribute to these developments are invited to join our technical staff.

Space Technology Laboratories, Inc. P.O. BOX 95001, LOS ANGELES 45, CALIFORNIA



The 250' radio telescope pictured here is operated by a team of British scientists under the direction of Professor A. C. B. Lovell, University of Manchester, whose cooperation contributed materially to making this achievement possible.

Neither Life nor Defense Ends at 40

There are any number of questionable things in the President's proposed federal budget for Fiscal Year 1960 (like basing its balance on some highly dubious proposed legislation) but m/r's chief quarrel is with the way it plays fast and loose in a numbers racket with the security of the country.

The President and the administration seem to be preoccupied with the number "forty." Is it magic? For three years—1958, 1959 and now 1960—the budget of the Department of Defense, which includes the services, the Advanced Research Projects Agency and the Office of the Secretary of Defense itself, has been arbitrarily pegged at \$40 billion, plus or minus about the cost of one missile launching.

Comes *Sputnik*, comes *Lunik*, comes hell or high water, the security of the United States of America seems to be rated at \$40 billion. There isn't even an increase for the rising cost of living, let alone the cost of a million-pound-thrust engine or a multi-ton satellite which would help us gain parity with the Russians in the space race.

Instead of an adult acceptance of the country's situation and an honest approach to solution, we are given figures, previously arrived at, which don't mean exactly what they say. (And, incidentally, don't say it the same way twice throughout the 1027 pages of the budget book—What a spot for some R&D on standardization.)

We are informed, for instance, that the budget includes some \$5½ billion for military research and development—a healthy increase over the previous two years—and then shyly told that this sum includes test and evaluation support. This is another way of saying that the money for the very expensive test hardware and test activities—such as range operation—now comes from R&D funds instead of from production and procurement as it had before.

We are told that the budget for Fiscal 1960 includes about \$7 billion for missiles—and then comes the admission that this really means missile systems and that includes about everything except the block-house sink. It takes in, for example, the cost of the *Polaris* submarine being constructed to fire the *Polaris* missile. It takes in the cost of constructing *Titan* bases—right down to the cement hardstands

—at Cheyenne. This may be all right and proper but why not say so plainly? How much are we going to spend for actual missiles which would give us some measure of our defense situation?

Nestling in the budgets for the National Aeronautics and Space Administration and the Advanced Research Projects Agency is something on the order of \$700 million to be spent during Fiscal 1960 on space projects, both peaceful and military. This figure must encompass research, development and testing of every space project accomplished during 12 months. It must cover such items as the *Discoverer* program, under ARPA, which envisions a dozen or so satellites in orbit, possibly ending with a reconnaissance camera.

It must cover NASA's Project *Mercury*, which hopes to place mice, monkeys and men in a space capsule to orbit the earth and be recovered. It must cover a million-pound-thrust engine in one piece (NASA) and a million-and-a-half-pound-thrust engine clustered (ARPA). Elsewhere in this issue are more detailed listings of the roles and missions of these two agencies on whose talents (and budgets) rest the future security of the country, from a space point of view.

And it's business as usual for the nuclear-powered airplane and its capability as a missile launching platform. About the same amount will be spent on this project in 1960 as in 1959, the President said. This, incidentally, was darned little.

Rep. George Mahon, chairman of the House Defense Appropriations Subcommittee, should find a great deal of support for his attitude after reading the budget. He said:

"There is every likelihood that the 1960 defense budget will be found wanting. The American people are willing to pay for adequate defense. And I propose to put the defense program ahead of budgetary considerations."


We believe the people of this country would prefer to face up to, deal with and pay for an honest and forthright defense program, rather than be fooled by figures which add up to a magic number.

Clarke Newlon

Advances on the frontiers of electronics

At IBM, gifted scientists and engineers are searching out designs for new and highly advanced systems of computer logic. In this effort, recently formulated concepts of machine theory are explored and applied to developing such electronic innovations as...milli-microsecond digital computers...miniaturized computers...and unusually different automatic detection, diagnostic, and error-correction methods. This is only one of the many exciting areas for creative careers with IBM that await the talented scientific investigator.

A career with IBM. If you would enjoy solving difficult problems in a field of unlimited potential, investigate an IBM career. A recognized leader in the electronic systems field, IBM offers unusual opportunities for technical achievement and professional advancement. You will find stability, liberal company benefits, company-paid relocation expenses, advancement on merit—and a unique record of growth. Salaries are commensurate with your abilities and experience.



Assignments open in these development areas:

- Cryogenics
- Digital computer design and programming
- Guidance and detection systems analysis
- Low temperature physics
- Magnetic devices
- Optical systems for data presentation
- Solid-state physics

Qualifications: B.S., M.S., or Ph.D.
Degree in Electrical Engineering, Physics,
Mathematics, or related disciplines.
Industrial experience is desirable.

Write, outlining qualifications and experience, to:

Mr. D. H. Hammers, Dept. 604A
Military Products Division
IBM Corporation
Kingston, N. Y.

IBM[®]
MILITARY PRODUCTS

B.F. Goodrich



B. F. Goodrich Fabric Tread Tires picked for the X-15


Up, up — 100 miles up at fantastic speeds — the North American X-15 will carry man to the fringe of Earth's atmosphere. And when the X-15 lands it will land at a speed that will demand top tire performance.

That's why B.F. Goodrich Fabric Tread Tires have been selected for the nose wheels of the X-15. Already in service on our fastest jet fighters and missiles, these revolutionary B.F. Goodrich tires outperform all previous jet tires.

Nylon laminates built into tread stock reduce rubber distortion under load, equalize modulus between tread and carcass, check formation of "shock wave". Unique Fabric Tread designs eliminate stress points found in ordinary high-speed tires, also resist tread cutting and punctures.

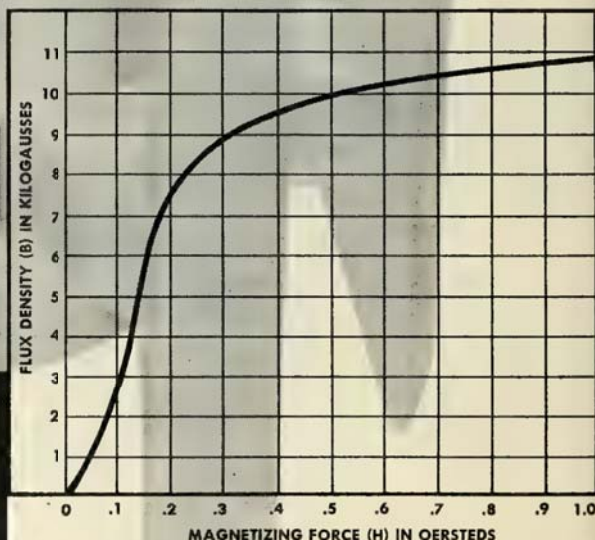
Without a doubt, B.F. Goodrich Fabric Tread Tires mean

safer takeoffs, more landings, for your supersonic aircraft. Find out more about Fabric Tread right now by contacting *B.F. Goodrich Aviation Products, a division of The B.F. Goodrich Company, Dept. MR-19, Akron, Ohio.*



Cross-section of Fabric Tread Tire showing nylon laminates

B.F. Goodrich *aviation products*



B-H curve for average precision cast Hipernik.

Investment casting eliminates costly machining of this Hipernik magnetic alloy hysteresis clutch.

Westinghouse Hipernik Casting ... cuts costs, retains magnetic properties

The field of electronics has created special metal problems. The Westinghouse Metals Plant has accepted and solved some of these problems.

Cast Hipernik® is particularly adaptable to the requirements of missile control systems. Other applications in the electronic control and instrumentation fields are transformer cores, pole pieces, solenoids, torque motors, magnetic clutches and many special magnetic applications.

The Westinghouse Metals Plant may be able to cut your costs by eliminating unnecessary machining, yet delivering to you a completely finished component ready for assembly. This modern metals plant can furnish strip, sheet and bar stock in other magnetic and high temperature alloys. Write to: Westinghouse Metals Plant, Blairsville, Pennsylvania. Our latest bulletin on Hipernik will be sent to you by return mail.

J-05005

YOU CAN BE SURE...IF IT'S Westinghouse

WATCH "WESTINGHOUSE LUCILLE BALL-DESI ARNAZ SHOWS" CBS-TV MONDAYS

washington countdown

Russian IRBM's . . .

are zeroed-in on every major installation in Western Europe, except two air-bases in Spain, Rep. Daniel Flood (D-Pa.) told m/r. Flood said the IRBM's are 90% effective, compared with 50% for *Thor* which will be operational about March 1. Russia has 50 ICBM's but they are only 50% effective. And by the time the West has a 50% effective operational ICBM, the Reds will have 10 times as many with an efficiency of 90%, Flood said.

Look for Dr. Herbert York . . .

to take more and more direct authority over the services in R&D matters, up to having one-man authority over service R&D projects. If and when Roy Johnson should leave as head of ARPA, his successor will probably report to York instead of the Secretary of Defense.

A combined R&D budget . . .

for all services would be an advantage, a defense spokesman told reporters at the OSD budget briefing. That could easily be a forerunner of a complete combined defense budget.

3,000 mile Polaris . . .

poses no real problems, according to Rear Adm. William F. Raborn. He said the Navy is planning to put the longer-range IRBM on carriers and cruisers. It would be lengthened to carry more fuel. Cost is estimated at about \$25 million.

Favorable Soviet lunar . . .

probe dates this month are Jan. 26-27. NASA will not launch Pioneer IV, however, until late February, using modified *Jupiter*.

To avoid any incident . . .

in connection with the launching of the first satellite from Vandenberg AFB, plans are to evacuate little railroad community of Surf (about 35 people) and lighthouse at Point Arguello. Only one man—reported to be the railroad telegrapher—will remain in Surf, about five miles south of the launching pads. *Discoverer* launching was scheduled as m/r went to press.

Space committees membership . . .

is shaping up two Democrats for every Republican. Nominations for the House standing committee on space and sciences list

16 Democrats and eight Republicans. The Democratic nominees are: Brooks, La., chairman; McCormack, Mass.; Miller, Calif.; Teague, Texas; Anfuoso, N.Y.; Sisk, Calif.; Mitchell, Ga.; Quigley, Pa.; Hall, N.C.; Wolf, Iowa; Karth, Minn.; Hechler, W.Va.; Daddario, Conn.; Moeller, Ohio; King, Utah; and Roush, Ind. GOP nominees are: Martin, Mass.; McDonough, Calif.; Fulton, Pa.; Chenoweth, Colo.; Osmer, N.J.; Van Pelt, Wis.; Baumhart, Ohio; and Bass, N.H.

Democratic members of Senate . . .

standing committee on Aeronautical and Space Sciences are: Johnson, Texas, Chairman; Russell, Ga.; Anderson, N.M.; Magnuson, Wash.; Kerr, Okla.; Symington, Mo.; Stennis, Miss.; Young, Ohio; Dodd, Conn.; and Cannon, Nev. The Republicans will have approximately five members.

A Soviet space handbook . . .

published in January, 1958, indicates the Russian space program is on schedule. The handbook listed plans for five space shots of which the first three were to orbit earth satellites, the fourth was to hit the moon, and the fifth was to go into a solar orbit.

12 U.S. satellites will be launched . . .

in 1959-60, according to Dr. T. Keith Glennan, NASA Administrator. Glennan said about 40 space probes with upper atmosphere sounding rockets are planned. He favors sharing the costs of satellite launchings with other nations, and said unofficial discussions already have been held between U.S., Canada, Britain, and Russia.

Russian report from 21st Century . . .

passes up trips to the moon as commonplace. Other accomplishments in next 100 years seen by 29 Soviet scientists in a book reviewed by Tass include: concentration on reaching Saturn, Jupiter, Uranus and Pluto; utilization of moon resources; and studying geology, physics and meteorology of other planets.

Many members of the ABMA team . . .

would like to see ABMA become a part of NASA. Dr. Homer J. Stewart, NASA's director of Program Planning and Evaluation, told members of the National Rocket Club. He said only time would tell what ABMA's future status will be, but it would be of great benefit to NASA.

AEROJET-GENERAL... THE ♦ REDSTONE ARSENAL... ♦
 ♦ AVCO... CONVAIR ♦ ... **ACCEPTED** ♦ ... NAVAL ORDNANCE
 MCDONNELL... **LEADER**... LOCKHEED... NORTHROP ♦
 ♦ FAIRCHILD ♦ NAA ♦ WITH... CANADAIR ♦ GE... AVRO
 ... AMF ♦ ... NASA ♦ ... 500 ♦ PRATT & WHITNEY... ♦
 ... MARQUARDT ♦ OPERATING... ARO ♦ EGLIN AFB ♦ ...
 ... GLENN L. MARTIN... **SYSTEMS** ♦ MAGNOLIA PETROLEUM

With delivery of its 500th system, CEC has an unparalleled back-
 ground in the design, development, and production of automatic,
 high-speed digital data handling systems. Management who demand
performance recognize CEC as the accepted leader in automatic data
 systems. These proven systems are now reducing telemetry flight-test
 data and processing data from rocket, wind tunnel, jet engine, nuclear
 reactor, and thermal structure test facilities throughout the country.

Systems Division

CEC

CONSOLIDATED ELECTRODYNAMICS 300 N. Sierra Madre Villa, Pasadena, Calif.

FOR EMPLOYMENT OPPORTUNITIES WITH THIS PROGRESSIVE COMPANY, WRITE DIRECTOR OF PERSONNEL

500 systems... from
 physical phenomenon to
 final computation, CEC's
 integrated systems provide
 speed and efficiency in
 every phase of operation.



For information on the proved capabilities of CEC's Systems
 Division, write today for Systems Bulletin 1304-X48, covering
 High-Speed Digital Data Handling; Airborne Engine
 Vibration Monitoring; Rocket and Jet Engine Test; Automatic
 Pilot Plant (Chemical); Nuclear Instrumentation; Fuel Process
 Control (Cryogenic); Missile Ground Support Equipment.

industry countdown

One hundred contractors . . .

accounted for 74.2% of military funds from July 1, 1957 to June 30, 1958. This is an increase of 5.8% in contracts by the companies over fiscal year 1957. Twenty-four are engaged mainly in missile and aircraft programs and their awards amounted to 56% of the value of all defense contracts of \$10,000 or more. Boeing and General Dynamics lead the list and their total percentage was as large as the net increase in the entire list of 100. Boeing contracts increased from \$907 million in FY '57 to \$2.131 billion in FY '58. Fifty-four percent of the contract awards were sub-contracted with more than one-third going to small business.

Aerojet will expand . . .

solid propellant rocket facilities to meet the increased demands of new projects. An estimated \$30 million will be spent for new construction at its solid rocket facility at Sacramento for work on *Polaris*, *Minuteman*, and *Dyna-Soar*. Expansion includes new machine shops, mixing plants, and static test stands. Employment has increased from 1,450 to 4,200 at the solid facility.

Delivery of Bullpup motors . . .

is underway from the Naval Propellant Plant, Indian Head, Md. for fleet evaluation. The solid propellant motor was designed by the Allegany Ballistics Lab., operated by Hercules Powder Co. for the Navy Bureau of Ordnance. The Indian Head plant is producing and loading the motors.

Flight test model . . .

of a variable thrust liquid rocket engine using pyrophoric fuels, already ground tested by its developer—NOTS China Lake—is expected soon. NOTS tested a 10,000 pound thrust version that is similar to one to be installed in the *X-15*.

First molybdenum casting . . .

produced by Bureau of Mines scientists at Albany, Ore., is termed "a major metallurgical breakthrough." The commercial value is still questionable but the process possibly could reduce the steps necessary to make missiles parts, reducing costs. A 30-lb. block of moly was melted in a water-cooled, copper-lined crucible with an electric arc in inert atmosphere. A rotating graph-

ite cylinder mold forced the molten metal into a cylinder 4½ inches in diameter and 8 inches long.

Jupiter may become target missile . . .

for *Nike-Zeus* or other AICBM systems under a Chrysler proposal. ARGMA has given the Detroit firm—already making personnel cutbacks because of phasing out of *Redstone* and *Jupiter* programs—a feasibility study contract. Conversion would consist of reducing complexity of system, including guidance, to make it less expensive.

Stavid Engineering will study . . .

weather conditions for the Army Signal Supply Agency with a \$500,000 contract to develop a Sferics system for detecting and locating atmospheric conditions at long range.

Gulf Oil has exercised option . . .

to increase its financial interest in Callery Chemical Co. to 50% by buying a 25% interest. Callery, which opened its \$5 million plant in Lawrence, Kan., recently, will continue its present management.

Contract for first ICBM pads . . .

at the Navy's Point Arguello missile facility has gone to Wells-Benz, Inc. of San Diego with a bid of \$4.6 million. Contract includes one launch building, two pads and other facilities to be constructed under the direction of the Pacific Missile Range. Ralph M. Parsons Co. designed and prepared specifications under directions of AF Ballistic Missile Division.

Project Discoverer pad work . . .

underway at Point Arguello will, informally be completed in 9½ months. Construction involving more than 400 subcontractors calls for two structural steel towers, and two missile launching pads.

Ground support equipment . . .

involves more than 50% of the dollar volume in missile systems, according to B. J. Meldrum of Chrysler Corp. Meldrum reports the *Redstone*, system requires a dozen major vehicles packed with intricate equipment to transport, set up, fuel, and fire the missile in the field.



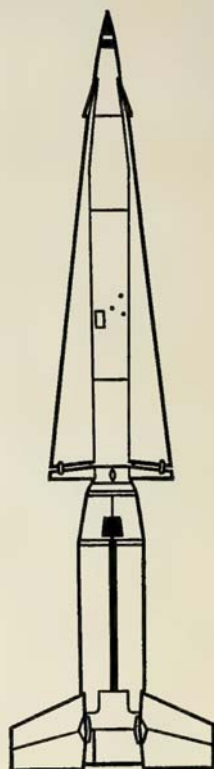
The man:

A U.S. Army missileman working with Nike Hercules missile equipment. The modern Army relies heavily on the special skills and knowledge of men like this who are trained extensively in military schools, and supported technically in the field by Army Ordnance Corps, Western Electric and Douglas field service men.



The mission:

Defense of U.S. cities. Army Nike Hercules units are already on duty at many key points...have the important assignment of guarding against enemy aircraft.



The missile:

Douglas-built Nike Hercules, product of a Douglas-Western Electric-Army Ordnance team, has successfully engaged supersonic drone targets at altitudes well over 60,000 feet. Other drone targets have been destroyed up to 100,000 feet, and at ranges beyond 75 miles.

Status Combat ready
Range 75 miles plus
Speed Supersonic
Warhead. . . Nuclear or conventional
Service U. S. Army

Depend on

DOUGLAS



The Nation's Partner in Defense

Storable and Powerful Rocket Fuel Oxidizer

CTF

Chlorine Trifluoride (ClF₃)

Much is expected of Chlorine Trifluoride as a rocket fuel oxidizer. That's because it combines good handling and storage properties with very high performance. To be specific:

CTF is not difficult to handle! Boiling point of Chlorine Trifluoride is 53.15°F. Freezing point is -105.4°F. Vapor pressure at 140°F is 80 psia.

CTF may be stored conveniently! Chlorine Trifluoride is storable over a very wide range of temperatures. You can count on years of storage life!

CTF has excellent stability! Shock resistance of pure CTF is very high. And it is thermally stable to high temperatures.

CTF offers high performance! The high density of Chlorine Trifluoride (1.825 at 68°F) leads to outstanding density impulse values. An important plus—CTF is hypergolic with hydrogenic fuels over a wide range of pressures and temperatures.

Fluorine and other Fluorine-Based Oxidizers

CTF is one of several fluorine-based chemicals produced by General Chemical which are now considered as excellent rocket-fuel oxidizers for various missions. Another is Bromine Pentafluoride which shares many of CTF's desirable physical and chemical properties. General Chemical, the sole producer of elemental liquid fluorine, has extensive technical data available on Fluorine and Halogen Fluorides. Write today for further information on these high-energy oxidizers.

BAKER & ADAMSON®
Products



Typical test stand of Rocketdyne, a division of North American Aviation, Inc.

GENERAL CHEMICAL DIVISION
40 Rector Street, New York 6, N. Y.

FORGINGS for supersonic air compressors and turbines in specifications to meet the new highs in jet power


The prolonged stress and intense heat created in modern high speed flight require forgings of the highest possible standards. Canadian Steel Improvement has the experienced craftsmen, engineering ingenuity and modern production facilities necessary to produce such forgings.

Take blades and discs. CSI can produce precision forged blades requiring little or no machining, with guaranteed grain size control and maximum stress rupture properties, and close-to-form discs of uniform high quality. CSI has pioneered many new developments in forging parts to extremely close tolerances for high speed, high temperature applications in modern gas turbine engines. Write today for further information.



Lighter, yet stronger and tougher than any previous jet engine blades. Designed to withstand the high stresses and temperatures found in the modern supersonic engine. That's what Iroquois power required of CSI... and got!

forged on the anvil
of experience
cast in the
mould of progress



**CANADIAN
STEEL IMPROVEMENT
LIMITED**

Sole U.S. Representative: C. F. Russell Company Inc., Bay Shore, New York

289 Horner Avenue, Toronto 14, Canada

Budget Holds \$7 Billion for Missiles

\$830 million for space exploration; Minuteman, Hound Dog, Polaris, Nike-Zeus programs to be accel-

erated in \$40 billion defense budget. ARPA wants \$455 million; NASA budget is \$485 million.

by Clarke Newlon

WASHINGTON—President Eisenhower has presented to Congress a budget for Fiscal Year 1960 which includes \$7 billion for missile weapons systems and \$830 million for space projects.

The \$7 billion figure was set by several budget interpreters, including Defense Department Comptroller, Assistant Secretary W. J. McNeil. The actual Office of Secretary of Defense figure for procurement and production of missiles was \$4.162 billion, with the remainder being included in research and development and in ground support appropriations.

However, McNeil said that even the \$4.162 billion figure included a great deal of non-missile money even to such items as the submarines which will fire the *Polaris*. (It does not include aircraft, he said, but certainly

could include ground support equipment down to cement hardstands.)

Programmed by the National Aeronautics and Space Administration, the Advance Research Projects Agency and the Atomic Energy Commission is the \$830 million for space exploration.

The overall U.S. budget totals \$77.0 billion. Receipts are anticipated at \$77.1 billion, leaving a space-thin \$100 million margin of surplus.

Compared to last year, it looks like this:

	1959 (billion)	1960 (billion)
Receipts	\$68.0	\$77.1
Expenditures	\$80.9	\$77.0
	\$12.9 (deficit)	\$.1 (surplus)

Of this total, national security gets \$45.8 billion, with the Defense Department taking \$40.9 billion as compared to \$40.8 billion in 1959.

• **Comparison**—The FY 1960 Department of Defense budget (in billions), with FY 1959 in parentheses, is:

New appropriations (or new obligatory authority, \$40.850 (\$41.138); buy money (or direct obligations), \$42.707 (\$43.435); pay money (expenditures), \$40.945 (\$40.800).

The three military services will share as follows:

Air Force, \$18.7 billion (only slightly less than in 1959); Army, \$9.35 billion (up slightly from 1959); Navy, \$11.37 billion (down \$400 million from 1959); OSD, \$1.4 billion (up \$170 million from 1959).

Added to the Defense budget will be approximately \$0.7 billion appropriated by Congress for 1959 but not spent. Of this, \$308 million goes for one *Polaris* sub and one submarine tender. Another \$300 million is added to the *Polaris* missile program. Also

DEPARTMENT OF DEFENSE FISCAL YEAR FY 1960 BUDGET SUMMARY (Millions of Dollars)

TITLE	DIRECT OBLIGATIONS [Buy Money]					EXPENDITURES [Pay Money]				
	TOTAL	ARMY	NAVY	AIR FORCE	OSD	TOTAL	ARMY	NAVY	AIR FORCE	OSD
OPERATING COSTS	22,477	7,114	6,088	8,492	783	22,319	7,108	6,025	8,407	780
MILITARY PERSONNEL	11,965	3,908	3,276	4,066	715	11,934	3,897	3,264	4,058	715
Active Forces	(10,642)	(3,514)	(3,164)	(3,964)	(10,617)	(3,506)	(3,152)	(3,959)
Reserve Forces	(608)	(394)	(112)	(102)	(391)	(112)	(99)
Retired Pay	(715)	(715)	(715)	(715)
OPERATION AND MAINTENANCE	10,512	3,206	2,812	4,426	68	10,385	3,211	2,761	4,349	65
CAPITAL COSTS	20,231	2,793	5,993	10,817	628	19,030	2,422	5,727	10,293	588
PROCUREMENT	14,919	1,373	4,747	8,799	13,918	1,209	4,504	8,224	1
Aircraft	(6,795)	(85)	(1,866)	(4,845)	(6,265)	(126)	(1,778)	(4,362)
Missiles	(3,764)	(406)	(658)	(2,700)	(3,815)	(463)	(593)	(2,768)
Ships	(1,719)	(5)	(1,714)	(1,659)	(2)	(1,655)	(11)
Other	(2,641)	(877)	(509)	(1,255)	(2,189)	(618)	(478)	(1,094)
RESEARCH, DEVELOPMENT, TEST AND EVALUATION	3,722	1,047	969	1,102	605	3,384	909	922	1,011	543
MILITARY CONSTRUCTION	1,589	374	277	915	23	1,708	304	301	1,058	45
Active Forces	(1,519)	(336)	(266)	(894)	(23)	(1,644)	(267)	(291)	(1,041)	(45)
Reserve Forces	(70)	(38)	(11)	(21)	(64)	(37)	(10)	(17)
REVOLVING AND MANAGEMENT FUNDS	—405	—266	—155	—25	42
TOTAL	42,707	9,907	12,081	19,308	1,411	40,945	9,264	11,596	18,675	1,410

benefiting are KC-135 jet tankers, \$55 million; strategic airlift, \$140 million; *Hound Dog*, \$48 million. The solid fuel ICBM *Minuteman* gets \$90 million plus a 40% program increase.

Senator Henry M. Jackson (D-Wash.) told m/r *Minuteman* would get \$251,200,000 from AF's fiscal 1960 budget.

• **New levies**—In the budget message the President made several proposals for new taxes, among them:

Raise motor fuel tax to 4½ cents per gallon, bringing in an estimated \$690 million the first year and \$900 million the second.

Raise aviation gasoline tax to 4½ cents per gallon and levy a new 4½-cent tax on jet fuel, bringing in about \$85 million the first year and \$100 million the second.

He requested authority for item

veto of legislation including authority to reduce the amount of an appropriation as well as to strike out an item. He noted that the Presidents of both parties starting back as far as Ulysses S. Grant have recommended this.

Regarding the missile and space field, the President said:

"For the fiscal year 1960, research and development expenditures will be increased still further, with emphasis on space exploration, peaceful use of atomic energy and basic science. Extensive space exploration investigations are being initiated, utilizing satellites and probes. Development work is going forward on high energy fuel rockets, a million-pound thrust engine and a nuclear rocket engine.

"The Department of Defense will significantly increase expenditures for procurement of missiles and for devel-

opment and evaluation of new weapons, while reducing expenditures for other procurement and for construction."

• **More bases?**—The first hint that the U.S. is concluding negotiations with Italy (or another NATO country) for use of the *Jupiter* IRBM came in the President's statement: "The first units of the IRBM *Thor* have already been deployed to the United Kingdom and additional units of both *Thor* and *Jupiter* will be deployed during the next 18 months."

The President said that in view of negotiations with Russia for suspensions, the budget does not provide for any nuclear weapons tests in Fiscal 1960. Testing grounds in Nevada and the Pacific will be kept on a stand-by basis, he said.

According to the message, the first operational *Atlas* missile will be at launching sites by June 30, 1959. Later in the budget book (Page 474) was the statement:

"Missile capability in the strategic forces will be strengthened by the activation of the first wing of strategic missiles." The Air Force declined comment, but it is assumed that this new strategic wing—which must be composed of the ICBM *Atlas*—will replace a wing of obsolescent B-47 bombers. (The Air Force drops from 105 to 102 wings, a reduction of one tactical and two air defense wings, during 1960).

• **Progress report**—The message noted that:

The first five submarines equipped to carry the *Polaris* will go into operation during Fiscal 1960 (although the solid fuel *Polaris* itself is considerably further off).

The liquid fuel ICBM *Titan* is coming along at a "rapid rate."

Development work is "progressing rapidly" on the second generation solid fuel ICBM *Minuteman*.

Production of the air-to-ground *Hound Dog* has been accelerated for the B-52.

The anti-ballistic missile *Nike-Zeus* is being accelerated.

The solid fuel *Perishing and Sergeant* missiles will replace the old liquid fuel *Redstone* and *Corporal* missiles.

No more appropriations are planned for *Jupiter* and *Thor* IRBMs after 1960 unless they are desired by our allies. (1960 money is sufficient only to carry out the earlier planned program.)

Construction is underway on a new ballistic missile early warning system.

Air Force interceptor squadrons, in addition to *Falcon* and *Sidewinder*, will be partially equipped with the nuclear

NASA APPROPRIATIONS SUMMARY

	FISCAL YEAR 1959		FISCAL YEAR 1960
	APPROPRIATED	SUPPLEMENTAL ESTIMATES	REGULAR ESTIMATES
Salaries and Expenses	\$ 83,100,000	\$ 3,354,000	\$ 94,430,000
Research and Development	50,000,000	20,750,000	333,070,000
Construction and Equipment	48,000,000	24,250,000	57,800,000
TOTAL APPROPRIATIONS	\$181,100,000	\$48,354,000	\$485,300,000
Transfers from Department of Defense	\$154,619,532
TOTAL NEW APPROPRIATIONS	\$335,719,532	\$48,354,000	\$485,300,000

NASA R&D PROGRAMS—Fiscal Years 1959 and 1960

PROGRAM	FY '59 (In millions)	FY '60
AIRCRAFT, MISSILE AND SPACECRAFT RESEARCH (Support of NASA plant, JPL plant, and research contracts)	\$ 13.995	\$ 33.026
SCIENTIFIC INVESTIGATIONS IN SPACE (Sounding rockets, earth satellites, lunar probes, deep space probes, Vanguard program)	110.563	118.344
SATELLITE APPLICATIONS INVESTIGATIONS (Meteorology, communications)	8.100	28.000
SPACE OPERATIONS TECHNOLOGY* (Manned space flight, space rendezvous techniques)	37.661	73.000
SPACE PROPULSION TECHNOLOGY (Solid fuel rockets, high-energy fuel rockets, 1-million pound single-chamber engine, nuclear rocket engines, space engines, auxiliary power units)	29.000	64.200
SPACE SYSTEMS TECHNOLOGY (Advanced vehicle systems, booster recovery systems, orbiting space laboratories)	1.000	5.000
SUPPORTING ACTIVITIES (Tracking and data acquisition)	4.300	11.500
TOTAL PROGRAM	\$204.619	\$333.070

* Supplemental Estimate, FY '59—\$20.750

ARPA R&D OBLIGATIONS

PROGRAM BY ACTIVITIES	1958 ACTUAL	1959 ESTIMATE	1960 ESTIMATE
1. Military sciences		\$ 13,700,000	\$ 18,000,000
2. Missiles and related equipment	\$ 1,238,389	80,000,000	128,100,000
3. Military astronautics and related equipment	13,236,576	331,726,000	307,000,000
8. Programwide management and support	1,041,229	1,900,000	1,900,000
TOTAL OBLIGATIONS	\$15,516,194	\$427,326,000	\$445,000,000

armed air-to-air rocket, the MB-1 Genie.

More than 70 Nike-Ajax and Nike-Hercules ground-to-air missile battalions will be in operation by the end of Fiscal 1960. These are in addition to an unnamed number of the longer-ranged Bomarc squadrons.

Work will continue at about the same level as in 1959 on the development of a nuclear powerplant for military aircraft.

The last of the old B-36 bombers in the SAC inventory will be replaced by B-52s armed with the *Hound Dog*.

The first B-58, intermediate range Mach 2 bomber, will be introduced into the SAC inventory.

• **NASA and ARPA**—The NASA budget for 1960 is \$485,300,000 of which only \$333,070,000 is for actual research and development, the remainder earmarked for salaries, construction and equipment. This \$333 million must encompass all R&D work, including a fair portion not directly related to space work.

The ARPA budget is \$455 million, including administration and certain research activities not connected with space work.

In addition, the Secretary of Defense has an emergency fund of \$150 million to exploit breakthroughs in any field. It might or might not be used for space—might or might not be used at all. The AEC is included in the space budget for an unnamed amount, possibly for the nuclear rocket engine, but certainly a small sum.

The figure listed for overall space projects by the administration is, as noted previously, \$830 million. Stripped of administrative and other details, the actual figure probably would more nearly approach \$700 million for the entire national space program. There undoubtedly will be fringe benefits from research and developments of the services. The budgets of NASA, ARPA and Defense Department R&D are made out differently and cannot be compared in detail.

This is an explanation of the programmed activities included in the ARPA breakdown, and to some extent that in R&D:

• **Military sciences**—Basic research in the physical and life sciences; applied research of importance for military purposes, operations research, and development of new materials, components and techniques.

Examples: radio astronomy, thermoelectric materials, masers, neurosensory phenomena, blood substitutes, boundary layer control and hydrofoils.

• **Missiles and related equipment**—Research, development, test and evaluation

of strategic, tactical, air defense, and special purpose missiles, test vehicles and related equipment, including an extensive research and development effort on new techniques.

• **Military astronautics and related equipment**—The conductor programs directed at improvement of space technology for military purposes and the investigation of specific military applications of space vehicles. These include reconnaissance, communications, navigation and early warning of ballistic missile attack.

• **Program management and support**—The operation, management and maintenance of research, development and test facilities.

• **NASA program**—The NASA program for 1960 is aimed at improving design and performance of virtually all types of flight vehicles. Projects include:

Research on stability, control and similar problems encountered in a wide range of flight regimes from relatively slow take-off speeds to extreme conditions encountered by ballistic missiles, hypersonic aircraft, orbital vehicles and spacecraft.

Research on high energy rocket engines and fuels, on nuclear power for propulsion and ion and plasma propulsion systems for spacecraft.

Research on the response of structures and materials to environments imposed by flight at various altitudes and speeds.

Research on such problems as icing, turbulence, noise and fire in manned space craft operations.

Development of optimized satellite payloads, systems studies of spacecraft and overall control of satellite and space probe launching and tracking.

TOTAL R&D ESTIMATES FOR 1960

	IN MILLIONS		
	1958 ACTUAL	1959 ESTIMATE	1960 ESTIMATE
Research, development, test and evaluation appropriations	\$2,502.7	\$3,521.9	\$3,722.4
Development, test, and evaluation support included in procurement appropriations	1,656.1	1,821.7	1,843.4
TOTAL, research, development, test, and evaluation including procurement support ¹	4,158.7	5,343.6	5,565.8

¹ Exclusive of military pay and military construction.

This table includes individual appropriations of the three military services, ARPA and the Defense Secretary's emergency fund.

In 1960 for the first time, figures for research and development will incorporate also the cost of tests and evaluation, which heretofore had been included in production and procurement costs. This will tend to make the R&D figure significantly higher and should reduce correspondingly the P&P funds. This table is for direct R&D obligations, that is, money which can be contracted for—buy money.

MISSILE EXPENDITURES LARGEST

Broken down by category, the Defense research, and development and evaluation figures on missiles and related equipment is three times as large as any other category.

SUMMARY OF PROGRAM BY ACTIVITIES	IN MILLIONS		
	1958 ACTUAL	1959 ESTIMATE	1960 ESTIMATE
1. Military sciences	\$ 344.4	\$ 360.3	\$ 371.9
2. Aircraft and related equipment	442.5	472.6	487.3
3. Missiles and related equipment	904.3	1,341.8	1,437.6
4. Military astronautics and related equipment	17.4	345.9	309.1
5. Ships and small craft and related equipment	132.1	158.7	167.7
6. Ordnance, combat vehicles, and related equipment	179.1	188.8	235.0
7. Other equipment	323.6	379.9	430.8
8. Programwide management and support	135.1	137.8	133.0
9. Emergency fund and expired accounts	34.2	136.1	150.0
TOTAL DIRECT OBLIGATIONS	\$2,502.7	\$3,521.9	\$3,722.4

Here's 1959 Outlook for Missile Materials

Metals will remain the mainstay, but competition from plastics will mean more teaming with ceramics

by Alfred J. Zaehring

DETROIT—Following last year's missile materials review (m/r, March, 1958), many laboratory items have entered the missile field as standard production items. During 1958, many new materials have appeared, and still other materials and techniques now shaping up point to expanding missile and space horizons. Many missilemen find it hard to keep in step with the ever-increasing tempo, which will continue—further complicated by hybridization or merging of fields and materials. This article will attempt to boil these down and present some highlights of the 1958 missile materials megamania.

• **Metals**—They continue to be the mainstay of the missile business. Plastics have started to take a chunk of this business and, as a result, metals have teamed up with ceramics (particularly ceramics and ceramic coatings) to push forward the use range beyond the common 1600-1800F of ferrous alloys. Some of the high spots of 1958 in the metals field include:

• **Aluminum**—With a primary metal capacity of about two million tons per year, aluminum remains king of the light metals. Aluminum-lithium alloys are now battering at the thermal barrier of high supersonic aircraft and missiles. Alloys 5052 and 5454 are suitable for continuous temperatures of 200-400 F. Recently, foamed aluminum with a specific gravity of 0.1 (2.7 for regular Al) seems to open new missile structural applications. Aluminum also is seen gaining in nuclear reactor use and will probably be applied in atomic rockets. Aluminum remains an old faithful for shipping concentrated hydrogen peroxide and fuming nitric acid.

• **Lead**—The king of shielding materials, lead took a significant new step ahead in 1958. The USSR Central Research Institute of Ferrous Metallurgy claims it has made the "impossible"—a true alloy of steel and lead—by ultrasonic production techniques. If true, the report will mean an important structural and shielding material for atomic rockets.

• **Magnesium**—Though strongly supported with good engineering data

A review of 1958 developments shows a wide variety of available missile materials—many of them unknown a few years ago. It is predicted that within 10 years, an entirely new spectrum of missile materials will be with the industry. Such materials, now mostly a gleam in the minds of scientists, engineers, and industry, will be able to continuously handle temperatures of 3000°F, offer high strengths, be light and corrosion-resistant.

The Editors

by the relatively small magnesium industry, this ultra-light metal has had rough going in aircraft since the last war. Missile applications exist but are small. Big bugaboo that "mag" has had to fight is relatively high cost and the contention that production is too small for widespread use in a strategic area. Still, Mg has found some entrance into the missile field in the form of powdered fuel for solid propellants. Magnesium alkyls could, it is felt, offer advantages over aluminum fuels such as the pyrophorics.

• **Molybdenum**—Reserves of moly are expected to last about 100 years at the present rate of use. Under welding conditions, moly has taken several steps forward by processing under argon or helium atmosphere and, with slight additions of carbon (0.4-0.6%) could significantly improve fabrication techniques. It has been suggested that protective coatings are mandatory for high-temperature oxidation resistance. Moly has a higher "useful" strength at temperatures of over 1600 F than most known materials.

• **Nickel**—This vital metal continues to play a major role in high-temperature metallurgy. Inconel X missile seals have operated at 6000 psi and 1200 F, and this metal is also being used on underwater missile powerplants. Alloys 4130 and 4140 reportedly have not been holding up well in rocket chambers and auxiliary systems. The action of fuming nitric acid on nickel and cobalt pumps has also been rough. Inco says free world nickel capacity by 1961 will be nearly 700 million pounds.

• **Niobium**—Missile and nuclear technology has caused a steady growth of this metal's production. Half the density of tantalum, niobium is looking up for high-temperature oxidation resistance (to its melting point of 4400 F) in rocket engines and other hot spots.

• **Platinum**—Long useful in missile electronics, contacts, etc. The Soviets claim they have put this costly metal to use—in solid form—in certain rocket engine applications where high-temperature oxidation resistance is needed.

• **Rhenium**—Rhenium-moly thermocouples can be used to 3200 F and rhenium-tungsten alloys could push this application to over 4000 F for use in reducing (non-oxidizing) atmospheres.

• **Stainless Steel**—Missiles and the nuclear fields are large consumers of stainless steels. Missile acceptance of the AISI 200 types of stainless (manganese substituted for part of the nickel in the familiar 18-8) types could be significant. Stainless steels have shown promise in handling the white-fuming nitric acid rocket propellants. High-temperature strength research continues and several interesting combinations have turned up. AISI 400 alloys are good for applications in the 600-1400 F range while iron-base alloys (15-20% Cr and 27-32% Ni) have been developed for severe conditions. A new precipitation-hardened stainless PH 15-7 Mo (15% Cr, 7% Ni, 2.5% Mo, and 0.09% C) is suggested as a possible substitute for titanium in super-sonic environments.

• **Tantalum**—High corrosion resistance (melting point 5300 F) continues to make this metal useful in electronics—particularly in miniature missile capacitors. The 1958 use of tantalum is estimated at a quarter of a million pounds.

• **Titanium**—With a sponge capacity of 27,000 tons per year, about 90-95% of U.S. titanium goes into supersonic vehicle skins, fasteners, and structural members. Crucible Steel recently introduced a heat-treated titanium skin alloy with a strength of over 250,000 psi. Much work is shaping up to determine the corrosion-resistance of titanium to the rocket

oxidizer red-fuming nitric acid. Manganese in the alloy or inhibiting with copper sulfate may eventually make titanium a good bet for a red-fuming nitric acid rocket tank of light weight and high strength.

Scaife Company is considering the use of titanium for rocket casings. Titanium Metals Corp. has an alloy (TI-155-A) which has a strength of 170,000 psi.

In summary, ferrous alloys (see Acme-Newport Steel Co. cover photo) will hold sway over the light metals for rocket construction. Recognizing their limitations above 2000 F, however, rocket makers will move to the exotic metals such as protected moly, with more and more "rare" metals (such as zirconium, tantalum, and niobium) finding extensive use for high-energy rockets systems dictated by fluorine, hydrogen fuels, and the "hot" solids.

Beyond the rare metals, wedding of ceramics (see table) and metals may push long-term operation to 5000-7000 F. Even beyond this, it is conceivable that a complete hybridization of all materials—metals, ceramics, and plastics—into one homogeneous "super material" will provide the ideal rocket substance: metals for high strengths at low temperatures and for shock resistance, ceramics for temperature resistance, plastics for flexibility and fatigue-resistance, and fibers for multi-dimensional stability.

Indeed, researchers are already pointing a way to the "plasticeramet." For example, silicon is a well-known constituent of metals. Silicon oxides, coupled with silicon polymers and quartz fibers could, some blue-sky scientists say, be "alloyed" with certain metals to form "plasticeramets"—the ideal container which can hold the long-sought "universal solvent."

• **Non-metals**—It is probably a safe bet that non-metals have made a startling rise in our technology spectrum. Contrasted to the metals which were known to primitive man, most non-metals of rocket interest today are, at the most, only several hundred years old. Non-metals have not helped metals pass the 1600-1800 F use range but are now actually challenging metals at the 2000-4000 F range. An example of this is the current parallel development of the ablating non-metals contrasted to the high-heat capacity heat sink metals. Some of the non-metal developments during the last year:

• **Ceramics**—Growing missile applications (see table) include use of such materials as glass, refractories, ceramets, and ceramic coatings. One dramatic ceramic application was the Rokide A (aluminum oxide) coating on the nose cone and shell of the

Explorer satellite. Alternating stripes of this material kept instrumentation at a temperature of 50-86 F. Ceramic-coated moly rocket nozzles were able to take 3000 F under oxidizing conditions for 7-8 hours. Zirconium and thorium oxides are already being sought for temperatures above 5000 F. Plasticification of brittle ceramics appears to portend an eventual new class of missile materials which can, like metals, take high thermal shocks.

• **Elastomers**—Much elastomeric work is now concerned with the evolution of new solid propellant fuel-binders and fluorine- or ozone-resisting materials. New fields, such as inorganic elastomers, are expected to evolve. Promising inorganic elastomeric systems might hinge on lithium, beryllium, boron, magnesium and aluminum compounds that are now rare laboratory curiosities.

• **Fibers**—Teflon fiber bags already

are being used to hold concentrated oxidizing acids and may be used in expellant bags and for pre-packaged liquid rockets. Big fiber increase was glass fibers which hit a production of about 160 million pounds. Very considerable amounts go into reinforced plastics with missiles taking a good share. Carborundum's Fiberfrax (aluminum silicate) fiber can take continuous temperatures of 2000 F. Carbon Wool can take temperatures of 5400 F. Quartz fibers have hit a tensile strength of nearly 400,000 psi and appear to offer this strength for long periods at 1800 F.

• **Plastics**—Structural plastics appeared on both the Explorer and Vanguard satellites. Missiles such as Titan, Terrier, and Sidewinder are said to make extensive use of plastics. Nearly 200 million pounds of reinforced plastics were turned out—most of them thermosets.

MATERIALS OUTLOOK IN BRIEF

METALS

• **Aluminum** . . .

good high-temperature characteristics keep it king among light metals, likely to be used in atomic rocket.

• **Lead** . . .

tops for shielding. Soviet claim of steel-lead alloy might spell use in atomic rockets.

• **Magnesium** . . .

winning consideration as powdered fuel for solid propellants.

• **Molybdenum** . . .

a superior material at high temperatures, with touch of carbon it might be used to improve fabrication.

• **Nickel** . . .

used in missile seals and underwater powerplants, reportedly suffers in rocket chambers.

• **Niobium** . . .

production growing, looking toward use in rocket engines.

• **Platinum** . . .

costly but useful; Russians claim they've used it in rocket engines.

• **Rhenium** . . .

could be alloyed with tungsten for use in reducing atmospheres.

• **Stainless steel** . . .

now heavily used in missile and nuclear fields, it is subject to much research aimed at improving high-temperature performance.

• **Tantalum** . . .

high corrosion resistance makes for continued use in electronics.

• **Titanium** . . .

most U.S. output already goes into missiles. Alloy may be used for red-fuming nitric acid rocket tank.

NON-METALS

• **Ceramics** . . .

missile uses growing; plasticification may lead to metal-like shock-resistance.

• **Elastomers** . . .

much work aimed at evolving solid propellant fuel-binders and fluorine- or ozone-resisting materials. New fields likely, including inorganic elastomers.

• **Fibers** . . .

Teflon bags now used to hold concentrated oxidizing acids, may be used in expellant bags and for pre-packaged liquid rockets. Various fibers can take high temperatures.

• **Plastics** . . .

already in structural use in satellites and missiles. Work continues to develop strength and durability at high temperatures.

RAYTHEON



New Navy missile now with Fleet

Sparrow III is tenacious, accurate, lightning-fast. It uses a unique "wide-angle" radar target seeker which permits Navy pilots to launch missile from almost any approach angle and still score a hit. Once locked on target, Sparrow III guides itself, flying at several times the speed of sound, and unerringly intercepts the hostile aircraft despite evasive action.


Now operational aboard Navy carriers, Sparrow III is slated for fighter squadrons throughout the Fleet. The missile is designed and produced for extreme reliability; has a powerful warhead and all-weather capability.

Raytheon is prime contractor for the Sparrow III, under the Navy's Bureau of Aeronautics. This new missile is another example of how the 37,000 men and women of Raytheon are contributing to national security.



RAYTHEON SPARROW III weapon system employs a "wide-angle" radar. Navy pilot can launch missile from almost any angle and hit the target. Missile guides itself automatically and relentlessly destroys enemy aircraft in spite of evasive tactics.

SPARROW III



Guides itself, out-thinks target



BEING DELIVERED to the Fleet, Sparrow III arms the Navy jet fighters. This new rocket-powered missile is reliable, has all-weather capability. It is extremely accurate and carries a powerful warhead.



SELF-CONTAINED electronic brain developed by Raytheon and the Bureau of Aeronautics guides Sparrow III. This 12-ft. long, 8 in. diameter missile is engineered for high reliability and ease of operation in shipboard use.

RAYTHEON MANUFACTURING COMPANY, Waltham, Mass.



Excellence in Electronics

...NEWS IS HAPPENING AT NORTHROP



RADIOPLANE RP-76 SIMULATES NEAR-SONIC ENEMY ...ARMY MISSILEMEN SCORE HIT IN FIRST FIRING!

Place: Red Canyon Range, New Mexico. Time: minutes after an RP-76 high-altitude air-launching by Radioplane personnel. Event: Army missilemen sight RP-76 simulating an enemy weapon system approaching at Mach 0.9. They fire—for the first time against an RP-76—score a direct hit.

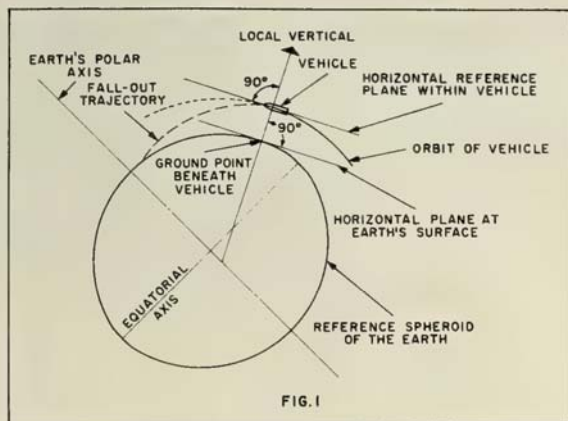
Responsible: the men of Battery C, 1st Missile Battalion (Nike-Ajax), 56th Artillery, U.S. Army Defense Command; the men of Radioplane's contractor-operated flight service program, backed by the more than 2,500 Radioplane drone specialists who designed and produced the RP-76.

This Army-Radioplane achievement typifies the result of Radioplane teamwork with all of the U.S. Armed Forces. Other current examples in development: the supersonic USAF-XQ-4A weapon evaluation target drone and the U.S. Navy's XKD4R-1 rocket target, two more members of Radioplane's complete drone family.



RADIOPLANE

VAN NUYS, CALIFORNIA, AND EL PASO, TEXAS
A Division of Northrop Aircraft, Inc.



Re-entry Navigation: 'Breakthrough' Is Not Required

by Raymond M. Nolan

WASHINGTON—The re-entry navigation problems of space vehicles and satellites can be solved today—without any major new breakthroughs—by use of horizon scanning with infrared means, according to a Sperry scientist.

The opinion was delivered by E. J. McCartney of Sperry Gyroscope in a paper at a recent meeting of the American Astronautical Society. McCartney urged use of the earth's horizon as a vertical reference for the re-entering body. He discussed the problems of detecting the horizon by infrared methods and indicated possible performances.

• **The problem**—Basis of the problem which McCartney proposes to solve is the need for a stable vertical reference or local vertical. The local vertical is the line which is normal to the surrounding earth's surface beneath the vehicle; it is the line perpendicular to the earth's reference spheroid at a point where the outward extension of the line passes through the vehicle. The local vertical (shown in Fig. 1) defines the ground point which is directly beneath the vehicle and establishes the direction of up or down.

Space vehicles have two uses for the local vertical: positioning the retro-jets to produce the ballistic fallout path and, once within the atmosphere, manipulating the vehicular control surfaces to maintain a glide path toward the desired landing point.

One method of sensing the local vertical is to use the gravity vector, whose direction closely coincides with the direction of the local vertical, i.e.,

the gravity vector also is perpendicular to the surface of the reference spheroid. However, use of the gravity vector to establish the local vertical fails in the case of an orbiting satellite or a re-entering vehicle because they are partly or completely weightless. In this state, the gravity vector within the vehicle either vanishes or diminishes so greatly that it loses its reliability in the presence of other disturbances.

McCartney recognizes the availability of inertial guidance as a solution to this problem but claims that the inclusion of a system which can continuously extrapolate the direction of the local vertical from launching to final point is self-defeating. The size of a passive terminal guidance reference from the initial launching guidance, he says, would require an expensive, complex and heavy system, involving many instrumental uncertainties.

• **The earth itself**—But, says McCartney, the surface of the earth itself, seen from a proper vantage point, is a gravity reference completely unaffected by any motions of the vehicle. The mean free surface of the ocean, an equipotential surface, is everywhere perpendicular to the gravity vector and for centuries has been used as a vertical reference in measuring celestial altitudes with the marine sextant. Also, the rim of land surface, even when broken by mountains, approximates a vertical reference when viewed from a sufficient height. Scanning by infrared methods would provide both day and night operation during almost all types of surface weather.

The geometry of horizon-scanning is shown in Fig. 2 with the vehicle

assumed to be at an altitude of 200 miles. The horizon is sensed at point "A" by moving the field of view of one infrared detector up and down in the plane of the diagram so that the detector is first looking out into space just above the horizon and then looking at the earth's surface just below the horizon. The thermal discontinuity or radiation gradient at the horizon provides the phenomenon to be detected. Scanning the horizon at diametrically-opposite point "B" furnishes another tangential line. Bisection of angle AOB by instrumentation establishes a plane normal to the earth's surface at point Q; line PQO is the edge-trace of this plane.

The plane then provides a reference for pitch control of the vehicle. When the horizon is scanned at two additional diametral points, 90 degrees around from points "A" and "B," and the resulting tangential lines bisected, a second normal plane is produced for controlling the roll attitude of the vehicle. According to McCartney, these two planes, normal to the earth's surface and perpendicular to each other, intersect along line PQO which becomes the direction of the desired local vertical within the vehicle.

Using the author's example, for a vehicle altitude of 200 miles, the horizon lies all around at a slant range of 1300 miles, not allowing for refraction. The depression angle to the horizon is 18.2 degrees. At the slant range of 1300 miles, a 2-mile mountain will subtend an angle of about 5 minutes of arc. However, since mountain ranges usually occupy only limited horizontal angles, errors can be substantially re-

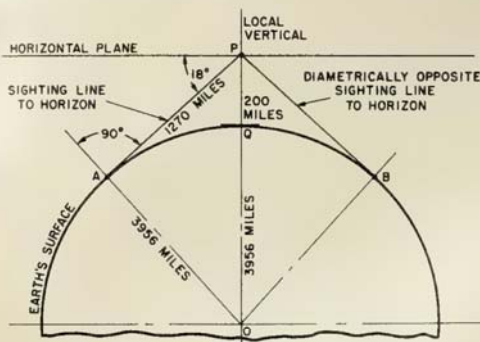


FIG. 2

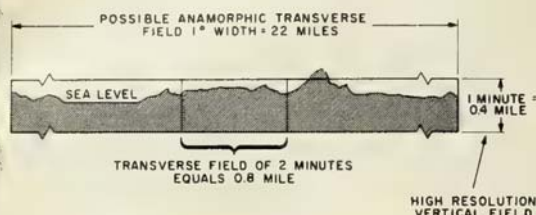


FIG. 3

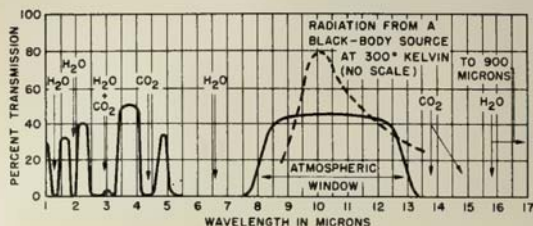


FIG. 4

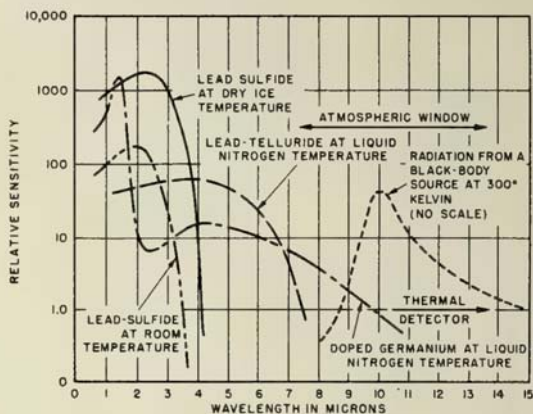


FIG. 5

HORIZON-SCANNING geometry is illustrated at top left. Lower left figure illustrates the averaging effect possible with proposed method using broad lateral field to average terrain irregularities. Illustration at top right shows infrared absorption at sea-level. Lower right hand diagram contrasts various types of infrared detecting elements.

duced by employing a field of view whose lateral extent is much greater than the vertical.

This tends to give an averaging effect as shown in Fig. 3. McCartney says an anamorphic type of optical system might have some value here, accepting a wide lateral field of view with resultant lateral compression of the image and allowing use of a smaller area detector.

Several things affect the performance of the proposed system. They can be roughly grouped into natural factors and instrumental factors. The author further divides natural factors into the earth-surface horizon and the atmospheric horizon.

• **Natural factors**—When the earth's horizon is scanned vertically by a thermally-sensitive infrared receiver having a small vertical field of view, a radiation temperature increment averaging several degrees C exists. Slope and amplitude are functions of local meteorological conditions at the horizon. The gradient is steep enough to

permit an infrared receiver with a small vertical field of view and with a response peaked around 300 degrees Kelvin, to resolve the horizon line to within a few minutes of arc.

Some of the problems in discerning the thermal horizon formed by the earth's surface are caused by attenuation of radiation by absorptions due to carbon dioxide and water vapor and by scattering due to haze, fog and cloud particles. Unfortunately, the particles, in addition to scattering the desired radiation out of the sighting path, also scatter unwanted radiation into the path.

Wavelengths from 7 to 14 microns—the atmospheric window—seem to provide a good region of operation since these wavelengths take in the bulk of radiation from a 300-degree Kelvin source (fig. 4). However, the sides of this window close in with increasing amounts of water vapor along the sighting path.

Absorption bands are another consideration. If all-weather operation is

required, the effects of scattering by atmospheric particles are important. When the wavelength is great compared to the particle size, the scattering varies inversely as the 4th power of the wavelength. Haze particles with a diameter of 1 micron or less are not as important as fog and cloud particles with a diameter of 20 to 60 microns.

McCartney holds some hope for all-weather capabilities by going to the very long infrared wavelengths of 1 millimeter and greater. He says that although much less energy is radiated along these wavelengths, the earth-sky contrast is not necessarily made worse. He adds that Sperry is currently conducting a research program in connection with the detection of these millimeter waves.

The atmospheric horizon is another factor. McCartney compares the troposphere and the atmosphere and says that the troposphere is probably acting as a good radiator. Seen in great optical depth, it is no doubt radiating as a black body at the shorter wave

TEMCO

AIRCRAFT-DALLAS

WHERE INTEGRATED SKILLS EXTEND PRIME CAPABILITIES

At Temco, the integration of diverse skills works to create unusual capabilities for the aircraft, missile and electronic industries. This coordination of specialties in a team effort is a major reason why Temco is well respected as a source of prime weapons systems and recognized as one of the nation's most efficient sub-contract and overhaul agencies.

Temco's combined talents are being applied continuously to the development of new materials, processes and production techniques. In the field of high temperature structures, integration of skills has resulted in an outstanding development — Temcombing — the company's own unique process for fabricating stainless steel honeycomb. Temcombing permits panels of virtually unlimited size, thus reducing weight and critical tolerance errors. In short, this new Temco development is the fastest, most advanced, most economical method for brazing stainless sandwich developed to date — a notable example of Temco's ability to extend capabilities.

Temco's ability to design, tool and produce the *total package* plus the capability to go beyond the immediate problem have given the spacecraft industry good reasons to team up with Temco.

SYSTEMS MANAGEMENT

ENGINEERING

DEVELOPMENT

PRODUCTION



AIRCRAFT • MISSILES • ELECTRONICS

**For Handling
High Energy
Fuels . . .**



**. liquid
oxygen, white
fuming and red
fuming nitric
acid, and JP 3,
4, and 5 fuel**



4" SIZE

4" special stainless steel Barco Flexible Ball Joint for handling liquid oxygen.



6" SIZE

180° flanged 6" Barco Ball Joint for use in loading and unloading line handling liquid propellant.

-special designs for LOX and other Missile Fuels

Extensive design and manufacturing experience is yours to call upon at Barco for the handling of special liquid fuels in the aircraft, rocket, and missile industries:

- Flexible Ball Joints for metal loading lines handling corrosive fluids.
- Special flexible joints with leakproof seals for conveying fluids at low temperatures down to -300°F . Also high temperature designs up to $+1000^{\circ}\text{F}$.
- Special designs resistant to nuclear energy radiation.

Barco joints provide flexibility *unlimited* for piping and tubing. Our engineers will be glad to work with you on special problems and assist with recommendations.

ASK FOR NEW BULLETIN No. 233-A

Flexible Hydraulic Lines for Missiles, Aircraft



**MISSILE LAUNCHER
HYDRAULIC ASSEMBLY**

Barco produces high pressure self-aligning swivel joint and tubing assemblies for hydraulic pressures to 4,000 psi, and higher. Also a wide selection of standard and special swivel joints and assemblies for launching and flight gear. Sizes $\frac{1}{4}$ " to 1".

ASK FOR NEW CATALOG 269-A.



BARCO Serving Industry Since 1908
MANUFACTURING CO., 5668 Hough St., Barrington, Ill.

AIRCRAFT DIVISION

. . . missile electronics

absorption bands and also over the spectral expanse from 14 to 900 microns. In contrast with the stratosphere which emits very little self-radiation, he sees the tropopause as a usable horizon for an infrared detector. The disadvantage exists, however, of establishing a new horizon once the vehicle has descended below the tropopause.

• **Instruments**—In the category of instrumental factors, McCartney contrasts photoconductive elements with thermal detectors. Of the photoconductive elements, only lead sulfide attains high sensitivity without cooling—but its response does not extend to the longer wavelengths. Of the refrigerated detectors, he says, only doped-germanium reaches the atmospheric window from 7 to 14 microns with any response (see Fig. 5).

Thermal detectors such as the thermopile, bolometer and Golay cell respond less to shorter wavelengths but maintain flat response over a broad region. The Golay cell is still a usable detector up to 1 millimeter. The time constant of the Golay cell is only 5 to 10 milliseconds, but McCartney claims that this is adequate since the field to be scanned is small and the relative angular velocity between vehicle and horizon is not great.

Window materials are the final factor that McCartney considers. He assumes that the scanner window will be about 3 to 4 inches in diameter. He discounts rock salt, potassium bromide and KRS-5 for various reasons such as fragility, susceptibility to moisture and difficulty of fabrication in the required size. He says silver chloride would be adequate with a suitable coating.

Astronautics Tests

Jan. 14—*Hawk* fired at White Sands made direct hit on 1400-mile-an-hour Q-5 target missile.

Jan. 15—*Bomarc* launched from Eglin AFB in the first missile test from the operational training facility. Missile made direct hit on jet drone 87 miles away.

Jan. 15—*Atlas* travels less than 200 miles in 18th flight test. Range destructed when engine system malfunctioned.

Jan. 18—Chance Vought "battefield mobility concept" missile—*Project Firepower*, fired successfully at Redstone Arsenal.

Jan. 19—*Polaris* AX-4 fired. First described as "fully successful" later, termed "partial success."



STEPS IN THE RACE TO OUTER SPACE

Mars Snooper

This nuclear-fueled reconnaissance craft is preparing to land on Mars' outermost satellite, Deimos—12,500 miles away from the "red planet" (center) and 35 million miles away from the Earth. Deimos' gravitational pull is so slight that a featherlight landing could be made, and a take-off could be accomplished with little more than a shove of the pilot's foot! (At Deimos' orbital speed, such a push would start the ship back to Earth at 3000 miles per hour.)

Our spaceship is designed to fly in two directions—nose first as a space rocket and tail-first as a ramjet airplane. Propulsion for both is provided by a single

atomic heat source, reacting with hydrogen for rocket thrust, and with atmosphere to power the ramjets.

Travel to Mars, braking for landing, take-off and re-entry are accomplished by rocket-thrust. As the ship approaches the Earth's atmosphere, it assumes a tail-first attitude. The "petal doors" enclose the rocket nozzle, and the ship is transformed into a high speed, ramjet airplane with M-shaped wings. Control fins are located in the nose of the craft, near the crew's quarters.

ENGINEERS • SCIENTISTS

ARMA needs key men to augment a broad research program in missile guidance and space technology. As designer and developer of all-inertial navigation systems for TITAN and ATLAS ICBM's, **ARMA** provides a stimulating atmosphere where creative talents can develop. Write to E. C. Lester, Professional Placement, MR-1 **ARMA** Division, Garden City, N. Y. A Division of American Bosch Arma Corporation.

AMERICAN BOSCH ARMA CORPORATION



does both jobs equally well - Burroughs 205 Computer




From the sequential solution of long scientific problems to the mass processing of business data, the versatile Burroughs 205 electronic data processing system is ideally suited to a wide range of applications. Top capacity and speed in the medium price class, complete choice of input-output media, vast external magnetic tape storage. At work in many varied industries, the 205 has proven its superior dollar-for-dollar value. Its flexibility lets you grow into a larger Burroughs system as your needs increase. Burroughs extensive support program provides on-the-spot technical assistance for an advanced and complete line of data processing systems...all currently in production. Write for 205 brochure. ElectroData Division, Pasadena, California.



Burroughs Corporation

"NEW DIMENSIONS/in electronics and data processing systems"

Multiple Welds Produce 'Problem' Parts



A tape-controlled, multiple-torch Heliarc spot welding machine, invented and developed by **Linde Co., Div. of Union Carbide Corp.**, is being used by Convair Div. of General Dynamics Corp. to produce "problem" parts for Terrier surface-to-air guided missiles.

Convair engineers ran into production problems on some Terrier parts, such as control and dorsal fins, because they could be welded from only one side. Since conventional resistance spot welding techniques require that both sides of a joint be accessible, it was impossible to use these methods.

Heliarc spot welding, however, requires access to only one side of the joint. Welds are produced by a tungsten electric arc, shielded by inert argon gas. Since the heat of the arc melts the metals through the joints, the second side of the joint need not be accessible. Heliarc spot welding thus is ideal for joining parts in which two or more surfaces must be welded to a core.

The process utilizes positive and instantaneous arc ignition. This starting system eliminates all high-frequency interference problems and avoids the contamination problems of retract starting. Electrode life is increased by a factor of four over high-frequency starting and process reliability is greatly increased.

Convair contracted with Linde to

design and construct a tape-controlled programmer and welding machine that could produce up to four identical parts at one time. The machine has four torches, arranged so four parts may be welded simultaneously. Hydraulic controls position the torches horizontally and they are raised and lowered pneumatically.

Under subcontract to Linde, two other firms supplied parts for the Convair installation. The Welding Machine Division of Expert Tool & Die Company supplied mechanical and hydraulic components, while a punched-tape program control unit was supplied by Farrand Controls Corp.

Circle No. 225 on Subscriber Service Card.

Multi-Use Piston Hydraulic Pumps

A new line of constant pressure, variable displacement, piston type hydraulic pumps, specifically developed for high-temperature applications in aircraft and missile hydraulic flight control systems, is now available from **Pesco Products Division, Borg-Warner Corp.**

The new pump design features increased reliability at higher operating speeds, insensitivity to type of fluid used, high-temperature bearings, all-metallic O-rings and seals, and a mini-

mum of rotating parts.

Available with either single or dual pumping elements, the pumps are designed to run at speeds up to 7500 rpm. The pumps are recommended for use with fluid temperatures up to 550F and ambient temperatures up to 600F.

The new line of variable delivery piston type units cover a range of capacities from 3 to 27 gpm, when operating at rated speed. System pressures for these capacities are generally 3000 psi, although some pumps, such as the dual unit type, are used in 4000 psi systems.

Circle No. 227 on Subscriber Service Card.

Electrolytic Capacitors Have Long Shelf Life

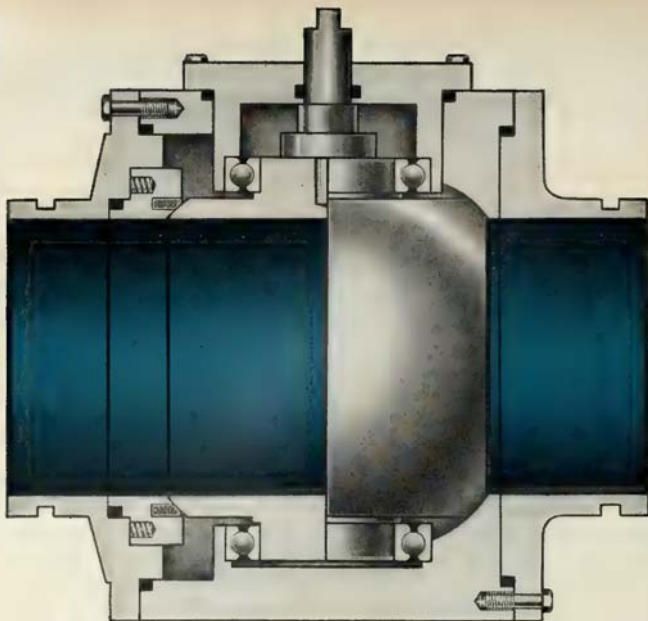
Aluminum electrolytic capacitors, designed for miniaturized electronic equipment, have been developed by **P. R. Mallory & Co. Inc.**, which dubbed them the "PET" series. The new line uses a new low-resistance electrolyte which gives long shelf life at temper-



NOTE: For additional information about any product mentioned in this section of Missiles and Rockets use the attached prepaid reply cards. Circle numbers shown on the reply card that correspond with numbers appearing beneath items described. If no circle number accompanies the article or advertisement, give page number (and advertiser's name) on line provided at bottom of the card.

Your requests for information will be forwarded promptly to the companies concerned.

The Editor



HYDROMATICS *FLO-BALL* VALVES

The accepted standard of maximum performance and reliability

100% FLOW EFFICIENCY

Hydromatics' exclusive FLO-BALL design provides a straight-thru unrestricted fluid path, exactly equal to the pipe line diameter.

PERFECT SEALING

Zero leakage is assured through the use of a precision ball—the ideal geometric form for perfect sealing contact.

LOW OPERATING TORQUE

Ball rotates in precision bearings which absorb all pressure loads. Pressure balanced valve seat further minimizes forces on ball, reducing frictional drag.

LONG LIFE

Seat is always in sealing contact with the ball surface, resulting in a self-wiping, self-lapping action that insures long, trouble-free life.

HIGH SPEED ACTION

Only 90-degree rotation is required to fully open or close valve. Full travel as fast as 5 milliseconds.

RELIABILITY

Simple construction, with only one rotating part, provides built-in reliability and rugged, dependable operation.

CRYOGENIC AND CORROSIVE APPLICATIONS

Hydromatics' FLO-BALL valves, with new diaphragm sealing and unrestricted fluid path, have been proved the best valves for operation with LOX, Liquid Nitrogen, Helium, Hydrogen Peroxide, Red Fuming Nitric Acid and Hydrazine.

MODULAR ARRANGEMENT

Only FLO-BALL design, with its rotating valve action, permits side-by-side grouping of several valves, all driven simultaneously by a single actuator.

VERSATILITY

Only FLO-BALL design makes possible the interchanging of manual, motor or pressure actuators without changing the valve body.

HYDROMATICS, the world's leading designer and manufacturer of high performance ball valves for military and industrial applications, offers the most extensive selection of designs to meet all your requirements; Manual, motor or pressure operated. For cryogenic, corrosive or general service media. Pressures from vacuum to 10,000 psi. Sizes from 1/4 inch to 12 inches.

Hydromatics, Inc.

70 Okner Parkway, Livingston, New Jersey

Hydromatics, Inc.

HYDROMATICS FIELD ENGINEERING OFFICES:

Pasadena, 35 N. Arroyo Pkwy., RYan 1-7448 / Denver, 829 15th St., AMherst 6-2714 / Washington, 1413 K St. N. W., STerling 3-3612

atures up to 85°C. The new design produces stability of capacitance—variation from -30° to +85° is within the range of -15% to +10%.

The new capacitors provide more capacity for their size than other comparable aluminum electrolytic. Maximum capacity in the 5/8" by 1" case size ranges from 550 microfarads at 3 volts to 86 microfarads at 50 volts.

Two designs available are the printed circuit model in single, dual and triple ratings for vertical mounting; and the axial lead design for printed circuit and other electronic applications, available in single and dual ratings.

The series covers a temperature range of -30°C to +85°C, and has a capacity tolerance at 25°C of -10% to +250%. The units are encased in plastic with an epoxy end-seal. The sizes vary from 3/8" x 5/8" to 5/8" x 1 7/8". Ratings cover voltages from 3 to 50 WVDC, and capacities of 1500 to 1 microfarad total per unit.

Circle No. 234 on Subscriber Service Card.

200 KC Oscilloscope Has Twin Amplifiers

A new 200 KC oscilloscope with dual trace presentation is now available from the Hewlett-Packard Company.

The instrument, Model 122A, has twin vertical amplifiers and a vertical



function selector. The amplifiers may be operated independently, differentially on all ranges, alternately on successive sweeps, or chopped at a 40 KC rate.

Model 122A triggers automatically and has a maximum sensitivity of 10 mv/cm. One knob selects any of 15 calibrated sweeps from five microsecond/cm to 200 milliseconds/cm in a

missiles and rockets, January 26, 1959


1-2-5 sequence. Sweep accuracy is $\pm 5\%$.

Other features include a "times-5" sweep expander which provides maximum speed of 1 microsecond/cm on the 5 microsecond/cm range. Trace normally runs free, syncing automatically on 0.5 cm vertical deflection, but a knob adjustment eliminates free-run and sets trigger level as desired between -10 and +10 volts.

Circle No. 232 on Subscriber Service Card.

Static Power Inverter Has 20,000-Hour Life

A solid state static power inverter, utilizing transistor and magnetic amplifier circuitry to convert an 18-30



volt dc source to an 115 volt, 400 cycles per second, single phase ac source, has been developed by Magnetic Amplifiers, Inc.

Designed to produce a stable power output of 80 VA, the unit was created for use in missiles, aircraft and ground equipment, and has other applications in automation, atomic energy programming, and ignition systems. Its output is stabilized in voltage and frequency for wide variations of input voltage, load, load power factor and ambient temperature.


The power inverter is said to have a life expectancy of 20,000 hours under continuous operation, in comparison with the nominal 2,000-hour life of conventional generators. It has no moving parts or bearings to lubricate, functions noiselessly, and contains no vacuum tubes.

Vibration range of the unit is from 10 to 2,000 cycles. It withstands high shock to 30 times its weight, and will not spark at any altitude. It will withstand variable input voltages up to 40



1/2" MOTORIZED FLO-BALL VALVE 100% flow efficiency — for general service media up to 3000 psi

Extremely light weight and compact, suitable for a wide range of aircraft and missile applications, both airborne and ground support. Provides perfect sealing and 100% flow efficiency for general service media (jet fuels, hydraulic fluids, water, alcohol, helium, hydrogen, oxygen, etc.) at pressures up to 3000 psi and temperatures from -65° to 200°F. The DC motor actuator includes automatic current shut-off and a positive Geneva-Lock mechanism. Valve is of bi-stable design — in the event of electrical power failure, the valve will remain in its last position, either open or closed. Included is a built-in microswitch for remote observation of valve position. Flanges, which are removable and interchangeable, may be specified per AND-10050, AND10056, NPT or ASA.




FLO-BALL PROPELLANT VALVE Dual line flow control of cryogenic media at 1000 psi

For simultaneous flow control of Liquid Oxygen and Fuel, this prop valve provides zero leakage control of a 3/8" LOX line and 1/2" Fuel line at pressures up to 1000 psi and temperatures as low as -350°F. A single-acting, spring-return pressure actuator drives a precision mechanical linkage which controls both valves, thus insuring constant timing. The valves are extremely fast acting, with response times as short as 10 milliseconds. All dynamic sealing is double with a vent between seals for maximum safety. A sealed, rotary action snap switch permits remote observation of valve position. Valve flanges, available in standard or special styles, are removable and interchangeable.

Hydromatics, Inc.

70 Okner Parkway, Livingston, New Jersey
Circle No. 9 on Subscriber Service Card.

IT'S ALWAYS "WINTER" SOMEWHERE



Heating Blankets and other Woven Heating Elements by SAFEWAY can make your COLD problems OLD problems!

To keep sensitive equipment, fuels, propellants and lubricants at correct operational temperatures in any cold environment, controlled heat must be delivered with utmost dependability. SAFEWAY delivers it — *everywhere*.

Among the wide variety of heating blankets and woven-wire heating elements successfully engineered by SAFEWAY to meet tailor-made specifications are:

- heating blankets for honeycomb and metal-to-metal bonding
 - de-icing units for airfoil surfaces
 - heating elements for launching equipment and for airborne gyros, cameras, computers, servos and batteries — for missiles or aircraft
 - radiant heating panels for industry
 - defrosting units for industrial and commercial refrigeration

FOR YOUR COPY OF A FACT-FILLED FOLDER, PLEASE WRITE:

If it has to be heated (and the "it" can be just about anything), you can rely on SAFEWAY engineers to study your problems and — without any obligation — submit an appropriate recommendation.

Safeway

HEAT
ELEMENTS
INC.

680 Newfield Street • Middletown, Connecticut

... new missile products

volts and may be repeatedly switched on and off without generating frequency transients or malfunctioning.

Built according to military specifications, the static power inverter includes such features as an output of 115 volts, adjustable to plus or minus 5%; output frequency of 400 cycles per second, plus or minus 1%, regulation of 1½% for load variations from no-load to full-load; power factor of minus 0.5 to plus 0.5; maximum distortion of 5%; and ability to operate in ambient temperatures ranging from -55°C to +71°C.

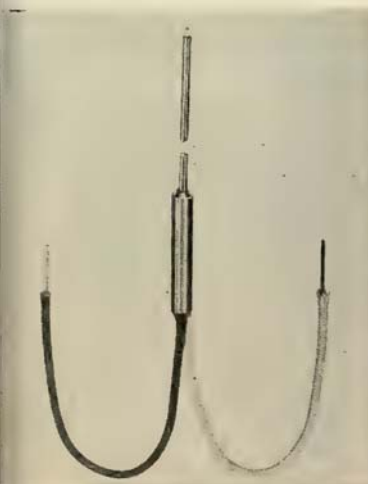
Another feature of the component permits manual adjustment of output from 105 to 125 volts and frequency control in a range of plus or minus 3 cycles per second.

Measuring 4 in. in height, 6 in. in width, and 6 in. in length, the static power inverter weighs 10 lb.

Circle No. 233 on Subscriber Service Card.

Thermocouples Made by Con-P-Pak Process

Con-P-Pak thermocouples are designed to meet the severe demands required of controls and instruments



used in rocket engines, melting furnaces, nuclear reactors and in the processing of liquid hydrogen, alcohols and other materials difficult to handle. A number of metal combinations are used, such as copper-constantan for temperatures down to -300°F and rhodium platinum for temperatures over 1600°F.

The thermocouples are made according to the new Con-P-Pak process with conductors encased in specially processed ceramics and surrounded by chemically clean metal sheaths. Various junctions and tips are available as well

missiles and rockets, January 26, 1959

as several connectors.

Insulation resistance between wires and sheath ranges up to 100 megohms at 500 V.D.C. and dielectric strengths to 2000 V.A.C.

Circle No. 228 on Subscriber Service Card.

Tiny Hydraulic Pump/Motor Operates at 24,000 RPM

Now available for all aircraft and missile installations requiring a smaller, lighter pump or motor in hydraulics systems, the "Hummingbird," a new 24,000 rpm, miniature, piston-type hy-

draulic pump/motor has been recently introduced by **Borg-Warner's Pesco Products Div.**

Performance runs of 50 hours at 24,000 rpm have been made, with the pump delivering 2.5 gpm at 3000 psi. No appreciable loss in efficiency has been shown at the end of these runs.

The Hummingbird pump/motor features spherical piston rings, all-metal O-rings and seals, a new type of universal joint, and all-steel construction.

The pressure-locked spherical piston rings maintain high efficiency through-

MicroRold®

stainless steel
soars with

ATLAS ICBM

on first
full range flight!

*U. S. missile program one
step nearer to complete op-
erational capability.*

On the evening of November 28, 1958, a 100-ton ATLAS lifted from its pad at Cape Canaveral and arched majestically into the heavens. 30 minutes later its nose cone shot into the Atlantic, marking the first successful completion of its fully-programmed distance of 6300 statute miles.

The main part of the ATLAS structure is literally a huge fuel tank, the shell of which is thin gauge MicroRold stainless steel. Important factors in selection of stainless steel for the outer skin of the ATLAS are—great strength at both high and low temperatures, resistance to corrosive exotic fuels and good workability.

The stainless skin, supplied exclusively by Washington Steel, requires extremely close control of mechanical properties and gauge tolerance which are regularly produced through Washington Steel's long experience with precision rolling equipment.

NOW IN ORBIT!

4½ ton third stage
118 to 625 mile altitude
December 18, 1958

WASHINGTON STEEL CORPORATION

1-H WOODLAND & GRIFFITH AVENUES

WASHINGTON, PA.

Circle No. 10 on Subscriber Service Card.

... new missile products

out operating life. They minimize possibility of seizure due to fluid contamination, thermal shock, or cylinder distortion, and eliminate side-load wear.

Metallic O-rings and seals, coupled with all-steel construction of the Hummingbird pump/motor, allow operation of the unit with fluids of temperatures from -65° to 550° F. This universal joint has three equally spaced rollers attached to each end of the universal shaft, transmitting the drive rotary motion smoothly and uniformly at all speeds.

Weighing 1.1 pounds in a steel body 4.125 inches long, with a displacement of .025 cubic inches, the Hummingbird may be operated in either rotation. No modifications or adjustments are necessary for its installation as a pump or as a hydraulic motor. It may be run directly from high speed turbines or similar drives.

Circle No. 226 on Subscriber Service Card.

Small Solid Batteries Deliver 1600 Volts

A group of solid state batteries, small enough to hold in the palm of

your hand but capable of delivering a combined voltage of 1600 volts, are now available from Patterson, Moos, Division of Universal Winding Co., Jamaica, N.Y.

The batteries, called "Dynox", come in four different sizes—Dynox "95",



SPACE

Cape Canaveral is the site of the nation's major terminus to space. This terminus is managed by Pan Am. Our Guided Missiles Range Division has prime responsibility for management, operation and maintenance of the 5000-mile Atlantic Missile Range extending from Florida through the Bahamas to Ascension Island and beyond.

Because of these operations and the division's dynamic growth, we can offer high level physicists, mathematicians and electronic engineers truly unique opportunities in missile test and space probe engineering.

For an investigation of your future in the space age with Pan Am, please address a confidential resume to Mr. C. R. Borders, Assistant Division Technical Manager, Pan American World Airways, Inc., Patrick Air Force Base, Cocoa, Fla., Dept. B-3.



GUIDED MISSILES RANGE DIVISION

PATRICK AIR FORCE BASE, FLORIDA

Circle No. 12 on Subscriber Service Card.

Fluoroflex[®]-T (Teflon[®]) hose for high pressure systems now tested to the new Resistoflex standard of

250,000 impulses



instead of industry-recognized 100,000 cycles

dept. 199 **RESISTOFLEX** Corporation, Roseland, N. J.

Circle No. 11 on Subscriber Service Card.

with a 95 volt potential in 0.14 cubic inches, Dynox "190," with a 190 volt potential in 1.15 cubic inches, Dynox "380," with a 380 volt potential in 1.57 cubic inches, and Dynox "950," with a 950 volt potential in 2.87 cubic inches.

Circle No. 230 on Subscriber Service Card.

Lox Pump Motor Delivers 60 gal/min.

Recently developed by the J. C. Carter Co. for pumping liquid oxygen of liquid nitrogen is an electric motor driven two stage centrifugal pump. Designed to deliver 60 gallons per minute against a 550 ft. head, this pump is particularly suited for installations where light-weight, compact design is important.


Circle No. 229 on Subscriber Service Card.

Electrically Isolated Telemetry Amplifier

Endevco Corp. offers a new airborne subminiature amplifier, Model 2617, to be used with high impedance transducers such as piezo-electric and capacitive devices. When used with Endevco accelerometers and Endevco Model 2980 insulated mounting studs, the complete system is electrically isolated from ground. The Model 2617 is protected against humidity (potted).

It offers compact design features: 1000 megohm input impedance with less than 50 mv residual noise (shorted input), broad range of 2 cps to 20 kc and low current requirement (5.0 milliamps). The amplifier is 7.5 cubic inches in volume and weighs 7 ounces.

Circle No. 231 on Subscriber Service Card.



HOW HIGH THE PSI? (BRUNSWICK "BOTTLES" UP TO 200,000)

Here's the big news in the pressure vessel field. Brunswick's new, unique Strickland "B" Process (SBP) now results in filament-wound plastic vessels with the greatest strengths ever obtained. At the same time, vessel weights have been drastically pared down. Brunswick can create vessels (from that shown above to air bottles and rocket motor cases) with these specifications:

Hoop stress values in the range of 175,000 to 200,000 psi. Burst strength values: up to 150,000 psi. Weight: 20 to 40 per cent *less* than that of *any* previously built plastic vessels. Temperature limits: up to 600°F. Super tough SBP vessels are also ideal for components that must stand up to extended operating cycles, and can be mass produced in compound and monocoque shapes.

For proposed or existing projects involving pressure vessels, Brunswick offers skillful assistance in the design, development and fabrication stages. For more details concerning the higher strength—lower weight advantages of SBP components, write or call: The Brunswick-Balke-Collender Company, Defense Products Division Sales Manager, 1700 Messler St., Muskegon, Michigan.

BRUNSWICK


MAKES YOUR IDEAS WORK



(left) Pop-up test of Navy Polaris IRBM.

(below left) One of the Santa Cruz test stands with dynamic thrust mount to simulate flight environment. Vibration oscillator functions during static firings.

(below right) Large centrifuge for environmental testing has unique shaker attachment to provide vibration simultaneously with high G-loadings.



EXPANDING THE FRONTIERS OF SPACE TECHNOLOGY ...Test

Testing is a vital part of every stage in the development of missile and space programs at Lockheed Missile Systems Division.

The Division maintains one of the most completely equipped missile and space test laboratories in the world. Equipment includes: altitude, temperature and humidity chambers; shaker and vibration systems; G-accelerators; and apparatus capable of performing chemical, metallurgical, plastic, heat transfer, hydraulic, pneumatic, shock, acceleration, sinusoidal and random vibration, structural, electrical, and electronic tests. Static field testing; research and development testing on controls; testing in ordnance and hydraulics and high-pressure gas and propulsion systems are conducted at the 4,000 acre, company-owned test base in the Ben Lomond mountains near Santa Cruz, California.

As weapons systems manager for such major, long-term projects as the Navy Polaris IRBM; Discoverer Satellite; Army Kingfisher; Air Force Q-5 and X-7; and other important research and development programs, Lockheed is engaged in expanding the frontiers of technology in all areas.

Flight testing is conducted at Cape Canaveral, Florida; Alamogordo, New Mexico; and Vandenberg AFB near Santa

Maria, California; in a unique manner. All components and sub-systems of a new project are initially tested on known-performance, production missiles. Thus, when the final system is ready for first flight, its individual components already have flight-tested reliability. This new concept of flight testing is a major contribution and has enabled Lockheed to produce extremely complex missile systems in record time and at greatly reduced expense.

Underwater launch tests—including studies of cavitation, wave simulation and skip motion—are carried on at the Sunnyvale facility and at the Navy test base on San Clemente Island. In addition, structural and other tests are performed at Hunter's Point Naval Shipyard, California.

If you are experienced in any of the various phases of testing, we invite your inquiry. Positions also are available for persons experienced in physics, mathematics, chemistry, or one of the engineering sciences.

Write: Research and Development Staff, Dept. AAA-29, 962 W. El Camino Real, Sunnyvale, California; 7701 Woodley Avenue, Van Nuys, California; Suite 745, 405 Lexington Avenue, New York 17, New York; Suite 300, 840 N. Michigan Avenue, Chicago 11, Illinois.

"The organization that contributed most in the past year to the advancement of the art of missiles and astronautics." NATIONAL MISSILE INDUSTRY CONFERENCE AWARD

Lockheed

MISSILE SYSTEMS DIVISION

SUNNYVALE, PALO ALTO, VAN NUYS,
SANTA CRUZ, SANTA MARIA, CALIFORNIA
CAPE CANAVERAL, FLORIDA • ALAMOGORDO, NEW MEXICO

Circle No. 20 on Subscriber Service Card.

propulsion engineering

by Alfred J. Zaehringer



Stabilization of free radicals is being attempted at National Bureau of Standards. High concentrations of the large radicals (such as oxygen or nitrogen) apparently are easier to obtain than hydrogen. Percentages obtained so far are: hydrogen 0.01-0.1%, nitrogen 0.2-6%, and oxygen 1-16%. Adding inert atoms and storage in a strong magnetic field might increase percentages and effect stabilization.

Liquids to watch for 1959: nitrogen tetroxide and perchloryl fluoride for pre-packaged systems; liquid hydrogen for high performance systems; slight additional increase of fluorine use; LOX up slightly; peroxide about the same; nitric acid down.

Propulsion, according to John Sloop of NASA's Lewis Research Center, is the key to success in space flight. Propulsion always seems to lag behind vehicle development. Good example of our lag: U.S. moon probes and the recent Soviet moon shot. U.S. missiles tend to be underpowered; Soviets tend to throw in a little more power reserve.

Shrouded pulsejet engine, says the Air Force in one of its latest guided missile manuals, may be one way to extend the simple pulsejet into the supersonic operation range. Duct around engine keeps the air flow outside engine at low Mach number. It eliminates the pressure differences between ram pressure at the inlet valves and static pressure at the tail pipe exit.

Auxiliary power for space missions, ARDC estimates will be something like this during the next 10 years: 1 kw for hard impact on moon, 300 mile earth satellite, and circumlunar return; 1.6 kw for soft moon landing, landing on Mars or Venus, manned circumlunar and return, and controllable orbit satellite; 5 kw for manned space station; and 10 kw for roundtrip to Mars and Venus. Output of 7 kw/lb of generating equipment is acceptable for several years but this will have to improve later to 50-250 kw/lb.

Ignition of solids is undergoing considerable research. Work in Zurich has shown that high intensity light can initiate detonations. At the University of Cambridge, electric fields have been used for ignition. On the other hand, neutrons, alpha particles, and other large fission fragments were not capable of producing ignition hot spots. At 10^4 roentgens, there is no great effect. To 10^7 roentgens only decomposition rates are changed. At Princeton University, shock waves have been used to ignite solid propellants (double base and composite). A helium shock wave of Mach 4 can ignite the solids. Aberdeen Proving Ground reports shock initiation of solids. University of Utah work outlines the transition from deflagration combustion to detonation when an inert solid medium interrupts deflagration.

Sweet propellants? Paris researchers have prepared sucrose (common sugar) nitrate. Properties indicate a low cost, high-energy solid propellant ingredient.

Ammonium nitrate can be used as an igniter material. Thiokol's Elkton, Md. Division has patented a starter-sustainer mix with AN, potassium dichromate, charcoal, and paraffin.

NOW WEEKLY COLUMN

With this issue of *m/r*, Propulsion and Chemistry Editor Alfred J. Zaehringer's column will be a weekly feature in response to requests of readers who desire more timely and interesting information in these fields.



How KENAMETAL* Sealing Rings...

Help to Withstand High Temperatures...

A jet engine shaft seal of Kentanium,* a titanium carbide, operating without lubrication at 15,000 surface feet per minute at 1000°F and 0.6 pounds pressure per lineal inch of circumference outperformed every other material tried. Kentanium is stress-free, dimensionally stable, maintains great strength and provides exceptional resistance to abrasion. It is providing all of these advantages on many applications... at temperatures up to 2000°F and as high as 5000°F for momentary service.

Help Solvent Separators to Resist Abrasion...

On this job, Kennametal rings of Grade K96 were installed, replacing conventional seals which had at no time given more than two months' service and had sometimes failed in only 30 hours. Kennametal rings were inspected after six months in service, showed no perceptible wear and were returned to service. The customer predicts an ultimate service advantage of 50 to 1.

Help to Power Rockets...

Here the sealing rings are used to handle red fuming nitric acid. After extensive testing of materials, rings made of Kennametal K501, a platinum-base composition, were chosen. The manufacturer reports: "Kennametal ring sealing results have been far superior to any other material with no indication of seal face wear." This was after the best life of the rings previously used had been exceeded.

For details, write for 24-page Booklet B-111, "Characteristics of Kennametal" ... and 12-page Booklet B-444 which describes "Kentanium." KENAMETAL Inc., Dept. MR, Latrobe, Pa.

*Trademark

3172



INDUSTRY AND
KENAMETAL
...Partners in Progress

Circle No. 13 on Subscriber Service Card.

Operations Research

Mathematicians, Physicists and Engineers with experience or strong interest in Operations Research on large-scale automated systems will be interested in the major expansion program at System Development Corporation.

SDC's projects constitute one of the largest Operations Research efforts in the history of this growing field. The projects are concerned primarily with man-machine relationships in automated systems in a number of fields, including air operations. The application of new and advanced digital computer techniques is particularly important in optimizing these man-machine relationships.

Senior positions are among those open. Areas of activity include: Mathematics, System Analysis, Forecasts, Cost Analysis, Operational Gaming, Design Analysis, Performance Evaluation.

Those who have professional questions or desire additional information are invited to write Dr. William Karush, Head of the System Development Corporation Operations Research Group at 2414 Colorado Avenue, Santa Monica, California.

"A THEOREM IN CONVEX PROGRAMMING"

A paper by Dr. Karush is available upon request.
Address inquiries to Dr. William Karush at System
Development Corporation.



SYSTEM DEVELOPMENT CORPORATION

Santa Monica, California



west coast industry

by Fred S. Hunter

North American Aviation keeps making schedule on the *X-15*. The No. 2 vehicle is coming right along and will be ready for delivery shortly. No delays have been encountered in preparations for the first flight of the No. 1 aircraft. The Boeing B-52, modified to airlift the rocket craft under the wing, is at Edwards Air Force Base, flown over from Palmdale, and has been satisfactorily test-flown. Apparently, about the only thing that might cause any setback in the first flight would be water in the lake bed. The dry lake doesn't drain off very fast after a heavy rain.

Big engine—NAA's *X-15* schedule now calls for initial use of interim XLR-11 engines in the No. 2 aircraft, same as in No. 1. This means the first vehicle to make use of the higher-thrust XLR-99, designed for the *X-15* by the Reaction Motors Division of Thiokol Chemical Corp., will be the No. 3 aircraft, due in June. Retrofits of the No. 1 and No. 2 vehicles will follow. Necessity of using the lower-thrust rockets, designed originally by Reaction for the Bell *X-1*, is not expected to hold up the program. The XLR-11 in the eight-chamber rocket package worked out for the *X-15* is double the thrust of the *X-1* configuration, and does very well. It also looks as though everybody is satisfied with the progress being made on the high-thrust XLR-99, now on the test stand. The Rocketdyne backup project, initiated when XLR-99 dropped behind schedule, has been terminated as no longer necessary.


Losers learn—Watch for tighter, better bidding in the future as a result of the de-briefing program the Air Force set up for unsuccessful bidders in the *Minuteman* assembly and test competition. Those who lost out now know exactly why the award went to the Boeing Airplane Co. They also know where their own proposals fell short. So far as we know, this is the first time a military agency has provided the losers in a competition with a detailed picture of the step-by-step evaluation processes used in determining an award. The ballistic missiles groups headed by Maj. Gen. Bernard A. Schriever and Maj. Gen. Ben I. Funk have a good idea that should pay dividends down the road both for the Air Force and for industry.

New fields—Solar Aircraft Corp., which has made more than 4000 *Falcon* fuselages, *Nike* air vanes and some other missile components under subcontract, is submitting proposals for prime contracts on smaller missile systems as part of its program to accelerate its work in the missile field. It also is well into some phases of design and initial production of *Minuteman* solid-fuel rocket cases and accessories under subcontract to Thiokol Chemical Corp. To process rocket-engine assemblies made from new types of air-hardening steel alloys, Solar is installing a special 31x12-foot furnace at its San Diego bayfront leasehold. The maker calls it the world's largest atmosphere-controlled, heat-treat furnace.

Honeycomb progress—Northrop Division of Northrop Aircraft, which becomes the Norair Division of Northrop Corp. when the name change is made effective Feb. 2, represents another example of accelerating for missile and space work. It recently turned out the first large, stainless-steel, honeycomb panel following the installation of two production-brazing machines. "We intend to be ready for any job asked of us," said Manufacturing Vice-President Bob Lloyd. And, in his first management club address since becoming vice-president and general manager of the division, Dick Nolan reported: "We are definitely pointing toward space products. We have fine talent in this field—as good as any in the nation."

Electronics growth—With electronics sales for industrial and commercial use drawing ahead of sales of consumer items in 1958 for the first time, C. B. Thornton, President of Litton Industries, foresees the influence of electronics permeating every area of our economy, "making its presence felt just as electricity has done."

**HYDRAULIC RELIEF VALVES
EXCEED PERFORMANCE
OF NEW SPECIFICATION*
FOR TYPE II SYSTEMS**



*MIL-V-8813 (ASG)
(Obsoletes MIL-V-5523B)

NEW SPECIFICATION SPECIFIES

- Higher operating temperatures (275°F)
- Lower spread - full flow to reset

Pneudraulics RELIEF VALVES
ARE GUARANTEED TO EXCEED THE
SPEC* REQUIREMENTS FOR
all 4 pressure classes!

Qualification Test Report Available
Valve Features:

1. No Dynamic O-Rings—No Hysteresis
2. Dash Pot—No Noise or Chatter
3. No Outlet Jet Effect
4. Flow Compensated Operation
5. Light Weight—Low Stress Springs

Pneudraulics, Inc.

1294 East 3rd Street—Pomona, California
National 9-0677

Circle No. 14 on Subscriber Service Card.

SIGHTED:



**Missiles
and
Rockets
Classified
Page**


Quick results are yours when you buy, sell, or seek employment through the classified page of **MISSILES AND ROCKETS** Magazine. Reach 30,000 top missile and rocket men. Send your message today to

MISSILES & ROCKETS

1001 Vermont Avenue, N.W.,
Washington 5, D. C.

**ground
support
and
test
equipment**

REPUBLIC VALVES



FREE-FLOW CHECK VALVES

No leakage. 3000 psi. Very low pressure drop. Can be furnished to open at $\frac{1}{4}$ to 35 psi. Brass, stainless steel, or aluminum alloy. $\frac{1}{8}$ " to 2" pipe or tube. Temp. range -65° to 200°F.

RELIEF VALVES

Quick unloading, smooth operation. Guided shut-off piston with stainless steel or Nylon seat. Pressure range to 4000 psi. Brass, aluminum alloy, or stainless steel. $\frac{1}{8}$ " to $\frac{3}{4}$ " pipe or tube. Temp. range to 400°F.



HAND PUMP

For hydraulic applications on missile carrier and support equipment. Double-acting. 2 cu. in. displacement per cycle. 1000 psi. working pressure. Aluminum alloy body, stainless steel trim. -65° to 160°F.

LEVELATOR VALVE

For automatically maintaining height and level condition in any vehicle with air spring suspension. Controls swaying in transit, and off-level position while standing. Applicable to trucks, buses, trailers, carriers, cranes, etc.

LO-TORQ SELECTOR VALVES

Smooth, easy operation, with low turning torque because of pressure balancing design. 0 to 6000 psi. Bronze, steel, or aluminum alloy. $\frac{1}{8}$ " to 2" pipe or tube. 2, 3, 4 ports.



DUAL HAND PUMP

2 pumps, 2 relief valves, and 2 needle shut-off valves, compactly manifolded for elevating mechanisms, hydraulic applications on ground support equipment, etc. Aluminum alloy body, stainless steel trim. -65° to 160°F.

Distributors in principal cities coast to coast

CHECK

RELIEF

SELECTOR

GLOBE NEEDLE

PLUG



RM

REPUBLIC MANUFACTURING CO.

15635 BROOKPARK ROAD • CLEVELAND 35, OHIO

Circle No. 15 on Subscriber Service Card.

contract awards

ARMY

- \$5,866,290—**Firestone Tire & Rubber Co.**, Los Angeles, for *Corporal* system, (part of larger contract of \$11,733,840 to be finished by Feb. 13, according to Ordnance Command). Apparently, subcontracts are: \$570,000—**North American Aviation, Inc.**, for rocket engines; \$236,396—**Topp Mfg. Co.**, Los Angeles, for transducers; \$140,588—**Associated Aero Science Lab., Inc.**, Hawthorne, Calif., for technical assistance; \$38,235—**Gillfillan Bros., Inc.**, Los Angeles, for repair parts; \$34,995—**North American Aviation, Inc.**, for study relating to boundary layer surface material interactions.
- \$5,866,880—**Raytheon Mfg. Co.**, for engineering services and electronic components for *Hawk*.
- \$92,672—**Barnes Engineering Co.**, Stamford, Conn., for research in measurement of re-entry bodies of missiles.
- \$1,887,027—**Northrop Aircraft, Inc., Nortronics Div.**, for a prototype automatic test system for guided missiles.
- \$1,507,021—**Daniel Construction Co. of Alabama**, Birmingham, for construction of propellant development facilities (Thiokol) at Redstone Arsenal.
- \$245,296—**Butler & Cobbs**, Montgomery, Ala., for construction of engine development motor test facility at Redstone.
- \$386,698—**Douglas Aircraft Co., Inc.**, Charlotte, N.C., for *Nike* spare parts and components.
- \$347,492—**Western Electric Co., Inc.**, New York for *Nike* spare parts and components.
- \$200,000—**Emerson Electric Mfg. Co.**, St. Louis, for design and development of rocket motor.
- \$337,544—**The Cardan Co.**, Los Angeles, for missile assembly building at Vandenberg AFB.
- \$109,482—**Joseph F. Bester**, Riverside, Calif., for additions to building at Jet Propulsion Laboratory, Pasadena.
- \$41,455—**Michigan Tectronics, Inc.**, Detroit, for cable assemblies and ordnance parts.
- \$155,821—**National Co., Inc.**, Malden, Mass., for three engineering test models of Type "B" ground cesium atomic beam frequency standard, to be used by ABMA in connection with missile guidance.

AIR FORCE

- \$8,000,000—**Lockheed Missile Systems Div.**, Van Nuys, for continued testing of research vehicles in support of *Bomarc* program.
- \$1,600,000—**Northrop Aircraft Inc.**, Nortronics Div., for design and manufacture of a *Snark* proficiency trainer.
- \$932,870—**Yardney Electric Corp.**, New York, for *Bomarc* batteries (A Boeing subcontract.)
- \$700,175—**Boeing Airplane Co.**, Pilotless Aircraft Div., for technical data for *Bomarc* components (nine contracts); \$135,975 for logistic depot in support of *Bomarc*.
- \$64,419—**Radiation Inc.**, Melbourne, Fla., for data transmission interconnection links.
- \$110,000—**Douglas Aircraft Co.**, Santa Monica, for engineering data, modification kits and spare parts for *Genie* rocket.
- \$40,264—**Graphic Films Corp.**, Hollywood, for production of color, sound film entitled "Astronautics."

NAVY

- \$2,000,000—**Collins Radio Co.**, Cedar Rapids, Iowa, for a high-density microwave system at the Pacific Missile Range.
- \$1,300,000—**Allen B. Du Mont Laboratories, Inc.**, for *Sparrow III* missile test sets. (Raytheon subcontract.)
- \$923,883—**Dale Benz, Inc.**, San Diego, **L. F. Stilwell & Co.**, Los Angeles, and **Cox Bros. Construction**, Stanton, Calif., separate contracts for construction at Naval Missile Test Facility, Point Arguello, Calif.
- \$648,015—**Wells Benz, Inc.**, San Diego, for construction of launch complex No. 1 at Naval Missile Test Facility Point Arguello.

TUBE DISTRIBUTORS BALANCED SERVICE

cuts your steel tubing inventory costs!

Strengthen your competitive position by: cutting your production costs, saving production time, minimizing inventory, storage and handling costs...*without paying a premium*, when you buy in warehouse quantities.

How?...By making full use of TD's "balanced service":


1. Systematic handling that insures on-time-delivery.*
2. Personalized Inventory Plan custom-tailored to your requirements.
3. TD's complete quality control program.
4. Extra warehouse service.
5. Technical assistance from steel tubing specialists.
6. Thousands of sizes in all standard types and analyses in stock.

*SYSTEMATIC HANDLING THAT INSURES ON-TIME-DELIVERY!

A systems procedure that practically eliminates error keeps right "on top" of your order from receipt to delivery. TD makes delivery according to your production schedule, not according to the size of your order.

Call TD for—stainless, alloy and carbon steel tubing, both aircraft and commercial quality.

Write Dept. M15 today for your copy of "Eighteen Ways to Save Money in Your Steel Tubing Purchasing," and the name of your nearest TD representative.



TUBE DISTRIBUTORS CO., INC.
GARDEN CITY
NEW YORK

Reliability and Quality Assurance Engineers

Join Raytheon's dynamic Government Equipment Division where expanding reliability and quality assurance functions have top management representation and management recognition of their importance in the successful production of complex military electronic equipment.

Immediate openings at

Wayland, Maynard, Waltham, and North Dighton, Massachusetts
and Santa Barbara, California

RELIABILITY SECTION HEADS Direct all phases of complete reliability efforts on important military electronics contracts. Minimum requirements: BSEE or BSME; 7 years' design and/or reliability experience, including 2 years in supervision.

QUALITY ASSURANCE SECTION HEADS Direct all phases of complete quality assurance efforts on important military electronics contracts. Minimum requirements: 7 years' quality control experience, including 2 years in supervision.

RELIABILITY ENGINEERS Perform reliability analysis and prediction; assume responsibility for following-up reported failures and recommending corrective action on major components of complex military electronic equipment. Familiarity with design, quality control techniques, and manufacturing processes necessary. Minimum requirements: BSEE, BSME, or BS in Math. and Physics; 2 years' experience for Engineers; 7 years' experience for Senior Engineer.

QUALITY ASSURANCE ENGINEERS Determine and evaluate test and inspection procedures. Develop and apply statistical quality control techniques. Follow-up and recommend corrective action for failures of complex military electronic equipment attributable to test problems, vendor problems, and/or workmanship or manufacturing methods and processes. Minimum requirements: BS in EE, ME, IE, or Math. and Physics; 2 years' quality control experience for Engineers; 7 years' experience for Senior Engineers.

PLEASE DIRECT YOUR INQUIRY TO: Professional Personnel Office, Government Equipment Division, Wayland, Massachusetts.



Excellence in Electronics

RAYTHEON MANUFACTURING COMPANY

missile people

John J. Crowley, former director of the Guided Missile Office of the Assistant Secretary of Defense for Engineering has been named vice president of the Grand Central Rocket Co. and will assume charge of project management. Crowley resigned from General Dynamics Corp. where he had been an executive assistant to the senior vice president for engineering.

Vice Admiral Charles B. Momsen (ret.) recently was named engineering consultant for the Bendix Aviation Corp. Adm. Momsen, known for his work on the "Momsen Lung"—a submarine escape device—will work on top-priority research and development programs.

Joseph E. Long, formerly Aerodynamic Research Supervisor, Navy Bureau of Ordnance, is now Aeronautical Research Engineer, Mechanics Division, Directorate of Aeronautical Sciences, Air Force Office of Scientific Research.

Cmdr. George Hoover, one of the country's early space flight exponents and prime mover of Project Orbiter, predecessor of the Explorer satellite, has left the Navy after 25 years to become director of technical planning for Benson-Lehner Corp., manufacturers of data processing machines. Hoover will have responsibility for 10-years-ahead technical development planning.

These appointments have been announced recently:

Garrison Norton, former Assistant Secretary of the Navy, as president of Institute for Defense Analyses.

Max Lehrer, specialist on Defense Department budgets, as assistant staff director of the Senate Committee on Aeronautical and Space Sciences.

J. R. Juncker as military relations engineer for the Semiconductor-Components division of Texas Instruments Inc.

Chance Vought Aircraft, Inc. has announced election of **Gifford K. Johnson** to the presidency of Genesys Corp., its new commercial electronics subsidiary in Los Angeles.

Vincent Prus is in charge of Good-year Aircraft Corp.'s Subroc underwater guided missile production program.

Frank B. Jewett, Jr., has been elected executive vice president of Vitro Corp. of America, and **William B. Hall** was made a vice president of the corporation.

Carl G. Holschuh, executive vice president of Sperry Rand Corp. has accepted a one-year appointment to the governing Council of AOA.

missiles and rockets, January 26, 1959



**MISSILES
ARE BIG
IN THE
MIDDLE
WEST,
TOO!**

... and there's big opportunity at BENDIX—prime contractor for the TALOS MISSILE

If you have the qualifications, you can build yourself an enviable engineering career with Bendix—and enjoy living in one of America's fine residential and recreational areas.

Bendix Missiles has opportunities now for engineers of exceptional ability. You'll be in the technical forefront of your profession at Bendix, working with men who have sparked some of the most important technological achievements of our

time. You'll have the use of facilities and equipment that are unmatched.

You'll enjoy a pleasant four-season climate, have excellent educational facilities available to you and your family, and have easy access to Chicago. Most of all, you'll find satisfaction in doing important work alongside men who are professional engineers. Mail the coupon today for a copy of "Opportunities Abound at Bendix Missiles".

Bendix PRODUCTS DIVISION **Missiles**



Bendix Products Division—Missiles
412A So. Beiger St., Mishawaka, Ind.

Gentlemen: I would like more information concerning opportunities in guided missiles. Please send me the booklet "Opportunities Abound at Bendix Missiles".

NAME

ADDRESS

CITY STATE

New Opportunities

for SYSTEMS ENGINEERS ELECTRONICS ENGINEERS and MECHANICAL ENGINEERS

with 2 to 7 years' experience
(EE, ME, AE or Physics)

These positions are with General Electric's Ordnance Department, contractor for some of the most complex weapons systems ever conceived—including POLARIS project fire control and guidance systems and TALOS handling and launching equipment. Based in Pittsfield, Massachusetts—heart of the Berkshire fishing and skiing country—the Ordnance Department offers professional advancement in a winter and summer vacation paradise.

IMMEDIATE OPENINGS IN THESE AREAS

- Systems Development Design and Development
- Fire Control Engineering Gunfire and Missile
- Electronic Circuit Development
 - Inertial Components
 - Field Service and Evaluation
 - Quality Assurance
 - Field Testing
 (Positions in Florida)

Send resume in confidence to:
Mr. W. Fielding, Div. 43-WD

ORDNANCE DEPARTMENT
OF THE DEFENSE ELECTRONICS DIVISION

GENERAL ELECTRIC

100 Plastics Avenue,
Pittsfield, Mass.

CLASSIFIED

AN FITTINGS & HARDWARE

Stainless, Aluminum, Brass, Steel. All sizes—immediate delivery from world's largest shelf stock. Buy direct from manufacturer. Lower prices—Quicker service. Send for free wall charts showing complete line of AN & MS fittings and hardware. We also machine parts to your own special print.

COLLINS ENGINEERING CORPORATION
9050 Washington Blvd., Culver City, California

Manufacturer's Representatives Wanted

To sell to industrialists. Established electronic line, consisting of amplifiers, bridges, potentiometers, calibration instruments and computers. Several territories available. Non-conflicting lines satisfactory. Write full details, present principals, number of salesmen. State territory desired.

Box 122, Missiles & Rockets Magazine,
1001 Vermont Ave., N.W., Washington, D.C.

Advertising correspondence should be addressed to Advertising Sales Manager, Missiles and Rockets, 17 East 48th Street, New York 17, N.Y.

REGIONAL OFFICES:

New York City: 17 E. 48th St., New York 17. Edward D. Muhlfeld, Advertising Sales Manager; P. B. Kinney and G. T. O'Mara, regional adv. mgrs. Phone: PLaza 3-1100.

West Coast: 8929 Wilshire Blvd., Beverly Hills, Calif. Fred S. Hunter, manager; Walton Brown, regional adv. mgr.; James W. Claar, regional adv. mgr. Phones: OLeander 5-9161 or OLYmpia 7-1555.

Chicago: 139 N. Clark St., Chicago 2, Ill. George E. Yonan, regional adv. mgr. Phone: CEntral 6-5804.

Cleveland: 244 Hanna Bldg., 1422 Euclid Ave., Cleveland 15, Ohio. Douglas H. Boynton, regional advertising manager. Phone: PRospect 1-2420.

Detroit: 201 Stephenson Bldg., Detroit 2, Mich. Kenneth J. Wells, regional advertising manager. Phone: TRinity 5-2555.

Florida: 208 Almeria Ave., Coral Gables, Fla. Richard D. Hager, advertising sales representative. Phone: HIGHLand 4-8336.

Canada: Allin Associates, 12 Richmond Street East, Toronto 1, Ontario. Phone: Harbour 6898. Allin Associates, 1487 Mountain St., Suite 4, Montreal, Que.

Geneva: American Aviation Pubs., 10 Rue Grenus, Geneva, Switzerland. Anthony Vandyk, European Director. Cable address: AMERAV GENEVA.

London: Norall & Hart Ltd., 28 Bruton Street, London W. 1, England. Phone: Grosvenor 8356.

Paris: Jean-Marie Riche, 11 Rue Condorcet, Paris (9e), France. Phone: TRUdaine, 15-39, Cable address: NEWS AIR PARIS.

Advertiser's Index

American Bosch Arma Corp.	33
Agency—Doyle, Kitchen & McCormick, Inc.	
Barco Mfg. Co.	32
Agency—Armstrong Adv. Agency, Inc.	
Brunswick-Balke-Coller Co.	41
Agency—McCann-Erickson, Inc.	
Canadian Steel Improvement Ltd.	20
Agency—Cockfield, Brown & Co., Ltd.	
Consolidated Electrodynamics Corp.	16
Agency—Hixson & Jorgensen, Inc.	
Douglas Aircraft Co., Inc.	18
Agency—J. Walter Thompson Co.	
The Dow Chemical Co.	8
Agency—MacManus, John & Adams, Inc.	
ElectroData, Div. of Burroughs Corp.	34
Agency—Carson Roberts Inc.	
Electro Instruments, Inc.	52
Agency—Clyde D. Graham Adv.	
Flight Refueling, Inc.	4
Agency—Emery Adv. Corp.	
General Chemical Div., Allied Chemical Corp.	19
Agency—Kastor, Hilton, Chesley, Clifford & Atherton, Inc.	
B. F. Goodrich Aviation Products Div., B. F. Goodrich Co.	13
Agency—Batten, Barton, Durstine & Osborn, Inc.	
Goodyear Tire & Rubber Co., Inc., The	3
Agency—Kudner Agency	
Grove Valve & Regulator Co.	51
Agency—L. C. Cole Co.	
Hydromatics, Inc.	36, 37
Agency—Industrial Marketing Assoc., Adv. International Business Machines Corp.	12
Agency—Benton & Bowles, Inc.	
Kenametal, Inc.	43
Agency—Ketchum, MacLeod & Grove, Inc.	
Kintel, a Div. Cohn Electronics, Inc.	2
Agency—Erwin, Wasey, Ruthrauff & Ryan, Inc.	
Lockheed Aircraft Corp., Missile System Div.	42
Agency—Hal Stebbins, Inc.	
Northrop Aircraft, Inc.	28
Agency—Erwin, Wasey, Ruthrauff & Ryan, Inc.	
Pan American World Airways, Inc., Guided Missiles Range Div.	40
Pneudraulics, Inc.	45
Agency—Publication Engineers	
Raytheon Mfg. Co.	26, 27, 48
Agency—Donahue & Coe, Inc.	
Republic Mfg. Co.	46
Agency—J. N. Patterson & Assoc.	
Republic Steel Corp.	6, 7
Agency—Meldrum & Fawcett, Inc.	
Resistoflex Corp.	40
Agency—Marsteller, Rickard, Gebhardt & Reed, Inc.	
Safeway Heat Elements, Inc.	38
Agency—G. F. Sweet & Co., Inc.	
Space Technology Labs (Thompson Ramo-Wooldridge, Inc.)	10
Agency—Gaynor & Ducas, Inc.	
System Development Corp.	44
Agency—Stromberger, LaVene, McKenzie Temco Aircraft Corp.	31
Agency—Rogers & Smith Adv. Agents	
Tube Distributors Co., Inc.	47
Agency—Dunc-Brooks, Inc.	
Washington Steel Corp.	39
Agency—Cabbot & Coffman, Inc., Adv.	
Western Gear Corp.	9
Agency—Burke Dowling Adams, Inc.	
Westinghouse Electric Corp.	14
Agency—Fuller & Smith & Ross, Inc.	
EMPLOYMENT SECTION	
Bendix Aviation Corp., Bendix Products Div.	49
Agency—MacManus, John & Adams, Inc.	
General Electric Co.	50
Agency—Deutsch & Shea, Inc.	

when and where

JANUARY

Fifth Annual Radar Symposium (classified), Rackham Bldg., University of Michigan, Ann Arbor, Jan. 27-29.
Society of Plastics Engineers, 15th Annual Technical Conference, Hotel Commodore, New York, Jan. 27-30.
Armour Research Foundation, Fifth Annual Midwest Welding Conference, Illinois Institute of Technology, Chicago, Jan. 28-29.
Columbia University and Sylvania-Corning Nuclear Corporation, First International Symposium on Nuclear Fuel Elements, Columbia University, New York, Jan. 28-29.

FEBRUARY

14th Annual Technical and Management Conference, Reinforced Plastics Div., Society of the Plastics Industry, Inc., Edgewater Beach Hotel, Chicago, Feb. 3-5.
IRE, AIEE 1959 Solid State Circuits Conference, University of Pennsylvania, Philadelphia, Feb. 12-13.

missiles and rockets, January 26, 1959

SUBSCRIBER SERVICE

missiles and rockets

For additional information about any product or service advertised mentioned in the editorial pages of this issue of Missiles and Rockets:

Use the attached prepaid reply cards. Circle numbers shown on the reply card that correspond with numbers appearing beneath items described. If no circle number accompanies the article or advertisement, give page number (and advertiser's name) on line provided at bottom of the card.

Your requests for information will be forwarded promptly to the companies concerned.

NEW PRODUCT BRIEFS

PRESSURE SCANNER. Longer on-stream operation with a minimum of maintenance is reported in a SP-101B Pressure Scanner manufactured by Datex Corporation. SP-101B models reportedly have operated continuously under test at 30,000 for over 1,000,000 revolutions (12,000 pressure points) before requiring maintenance. The scanner provides accurate many pressures using only one inducer. The SP-101B has a low initial volume, with a negligible effect on the pneumatic response time of conventional pressure systems. It can be easily programmed to switch pressures in any sequence desired, or it can be operated by means of a manual switch to select pressures to be measured. Dimensions of the SP-101B are 5 1/2" x 5 1/2". It is designed with 24NF-3 thread pressure connections. Caps for flush diaphragm transducers are available.

Circle No. 250 on Subscriber Service Card.

PANEL MOUNT TRIMPOT. A lead-actuated potentiometer that combines the convenience of panel mounting with high temperature and humidity characteristics has been announced by Bourns Laboratories, Inc. Weighing about 0.3 ounces and measuring .23" x 1.32" x .24", it can be mounted through a .02" hole. The leaded adapter extends through the hole and is secured by a hex nut. Designed for military applications requiring high reliability plus sub-miniature size, model 223 reportedly meets requirements of MIL-STD-202A including the 10-day humidity of method and vibration of method 204.

Circle No. 251 on Subscriber Service Card.

ACCELEROMETER. A transistorized integrating accelerometer has been marketed by Donner Scientific Company. Circuit contacts can be closed at intervals from a few feet per second to 10 feet per second up to accuracies of 25 percent over extended operational periods, the company said. Pressure range is 0 to 35 pounds per square inch absolute, temperature range 30F to 59F. The unit will operate under vibration through 2000 cps. Acceleration ranges from $\pm 1g$ to $\pm 20g$ or greater are available. The accelerometer will stand short shock pulses of 1000 g and long pulses of 50g. Weighing 4 pounds, actual physical dimensions are dependent on specific range.

Circle No. 252 on Subscriber Service Card.

GEAR CHECKER. A gear checker, model 1218A—with an integrated optical system for checking of gear leads—is available from Michigan Tool Company. It reportedly eliminates gage blocks, multiple settings, micrometers, verniers and gear trains from the setup procedure.

Circle No. 253 on Subscriber Service Card.

SECONDARY VOLTAGE STANDARD. Julie Research Laboratories, Inc. has marketed two secondary-standard reference power supplies, which reportedly provide 50 to 100 times higher voltage levels than standard cells, at a current capacity permitting direct loading by practical circuits, and at accuracies at least equivalent to an unsaturated standard cell. Model PVS-105A has a dual output of plus and minus 50 volts, or 100 volts if used end-to-end.

Circle No. 254 on Subscriber Service Card.

IN-LINE RELIEF VALVE. A valve designed primarily for high pressure, high flow, and high temperature applications, has been marketed by Republic Manufacturing Co. It is made in pressure ranges up to 5000 psi. Adjustments over entire range can be made by turning the external adjusting nuts, without disconnecting either pressure or return line. It provides free flow in reverse direction, and pilot operation provides for high flow capacity. Entire design contains one packing, an O-ring which is easy to replace without taking the valve out of the line.

Circle No. 255 on Subscriber Service Card.

GERMANIUM TRANSISTORS. A new series of germanium high frequency, diffused-base "mesa" transistors featuring alpha cutoff frequencies up to 750 mc and power dissipations of 750 mw has been announced by Texas Instruments Inc. The new transistors, 2N1141, 2N1142 and 2N1143, have minimum current gains of 12, 10 and 8 db at 100 mc and operate at junction temperatures up to 100°C with 750 mw power dissipation at 25°C case temperature. Because of their high frequency and power characteristics, TI expects these transistors to have wide application in UHF power oscillators and amplifiers where assured reliability and performance are of primary importance. All units exceed the reliability specifications outlined in MIL-T-19500A, the manufacturer says.

Circle No. 256 on Subscriber Service Card.

MISSILES AND
ROCKETS

JAN. 26, 1959

Expires Three Weeks
After Above Date

NAME _____ TITLE/POSITION _____

COMPANY _____

Product Mfg./Service Offered _____

ADDRESS _____

CITY _____ ZONE _____ STATE _____

Card cannot be processed unless all information is given.
Please limit requests to ten items.

CIRCLE NUMBERS BELOW FOR INFORMATION ON PRODUCTS, LITERATURE OR ADVERTISEMENTS

• Advertisements

• Missiles Literature

• New Missile Products

• New Missile Products

• New Missile Products

• New Missile Products

• New Missile Products

• New Missile Products

• New Missile Products

• New Missile Products

• New Missile Products

• New Missile Products

• New Missile Products

• New Missile Products

• New Missile Products

BUSINESS REPLY CARD

First Class Permit No. 2455-R (Sec. 510 P.L.&R.) Washington, D.C.

MISSILES and ROCKETS

17 EAST 48th STREET

NEW YORK 17, N.Y.

SUBSCRIBER SERVICE DEPT.

POSTAGE
WILL BE
PAID BY
ADDRESSEE

NO
POSTAGE
NECESSARY
IF MAILED
IN THE
UNITED
STATES

For Other Information Give Page Numbers:

NO
POSTAGE
NECESSARY
IF MAILED
IN THE
UNITED
STATES

BUSINESS REPLY CARD
First Class Permit No. 2455-R (Sec. 510 P.L.R.) Washington, D.C.

MISSILES and ROCKETS

17 EAST 48th STREET
NEW YORK 17, N.Y.

POSTAGE
WILL BE
PAID BY
ADDRESSEE

MISSILE LITERATURE

PRESSURE REGULATORS. A 36-page catalog covering cylinder, manifold and station pressure regulators is available from Air Reduction Sales Co. The illustrated booklet contains flow and pressure specifications and inlet and outlet connection dimensions for each regulator. Adapters, station valves, flowmeters, hose connections and pressure gauges are described.

Circle No. 201 on Subscriber Service Card.

HIGH PURITY TANTALUM. A new four-page technical folder describing the application of high-purity tantalum to the electronic, nuclear, chemical and missile industries is now available from National Research Corp. It describes the various forms in which the new product is available, including powder for electronic uses, vacuum melting stock, arc-cast ingot for conversion, and tubing sheet, wire, foil and other mill products. Tables give exact chemical analysis (impurities in parts per million) and mechanical and physical properties of the products, which are of a purity previously unavailable in commercial quantities.

Circle No. 202 on Subscriber Service Card.

BROCHURE. The Fenn Corp. has released a brochure describing their facilities for production of precision aircraft components, complete helicopter rotor heads, transmissions, precision parts for gas turbine aircraft engines and jet engines, and aircraft quality gears.

Circle No. 203 on Subscriber Service Card.

POWER SUPPLIES. A new four-page two-color catalog describing solid state regulated power supplies has been released by Electronic Research Associates, Inc. These supplies combine the features of magnetic and transistor regulators and offer features not presently available in conventional designs. The catalog sheet provides full descriptive material, graphs, specifications, physical data and related information.

Circle No. 204 on Subscriber Service Card.

TEST POINT CONNECTORS. An illustrated, 6-page brochure giving specifications, outline dimensions and general information on printed circuit test point connectors is now available from the DeJur-Amsco Corp.

Circle No. 205 on Subscriber Service Card.

FIBRE RESEARCH. Two literature lists on fibre research, one on electron microscope work and the other on X-ray diffraction investigations, are available from the Instruments Division, Philips Electronics, Inc. The tabulation of electron microscope papers includes 79 articles which appeared in domestic and foreign publications. Six textbooks and reference books also are listed. A total of 58 articles are tabulated in the X-ray diffraction list. Both bibliographies list name of publication, volume number, page number.

Circle No. 207 on Subscriber Service Card.

DIGITAL SYSTEMS. A catalog on the complete digital systems line, as well as a two-page flyer on the digital voltmeter, has been published by Cub Corp. The four-page catalog lists product features, brief specifications and ordering information on the cubic voltmeter, control unit, pre-amplifier, ac/dc converter, ohmmeter, scanners, precision control units and radiometer.

Circle No. 212 on Subscriber Service Card.

ELECTRONIC INSTRUMENTS. The Bristol Co. has released a bulletin giving specifications of its potentiometer and bridge instruments in indicating, recording, and controlling models. Information on new rack mounting instruments, high speed and multi-point instruments, and miniature instruments is also included along with descriptions of standard round-chart and strip-chart instruments. One section of the bulletin is devoted to sensing elements and attachments for use with Bristol Dynamaster Instrument Resistance bulbs, magnetos, photoconductive cells, frequency converter computing, totalizing, and digital readout attachments are among those listed.

Circle No. 213 on Subscriber Service Card.

CERAMIC DISC CAPACITORS. A new six-page folder describing ceramic disc capacitors has been published by Menco Co. It includes complete specifications data, charts and graphs on performance capabilities of the following capacitors: TX-Temperature Stable designed for applications where a minimum capacitance change with temperature is required; SS-Semi-Stable-general purpose with stability; GP-general purpose units for bypassing, coupling, filtering applications often referred to as the "space-saving" capacitors since they provide very high capacity in relation to size; TC-Temperature Compensating for resonant circuit applications where stability of capacitance characteristics is essential.

Circle No. 214 on Subscriber Service Card.

TRANSFORMERS. A new 24-page catalog on pulse transformers, designed to assist engineers in applying transformers to their specific needs has been published by PCA Electronics Inc. It includes a brief history of low-level pulse transformers, their measurements, specifications, applications, interchangeability, dielectric ratings, manufacturing and other data. Also included is information on some of PCA's 2000 standard design transformers, as well as on types and specifications data.

Circle No. 210 on Subscriber Service Card.

TRANSISTOR DIGITAL SUBSYSTEM. An 8-page facilities brochure has been published by Tempo Instrument Inc., containing information on their product facilities and personnel in the field transistor digital subsystems. It describes the transistorized "logic elements" developed and applied by Tempo.

Circle No. 209 on Subscriber Service Card.

CIRCLE NUMBERS BELOW FOR INFORMATION ON PRODUCTS, LITERATURE OR ADVERTISEMENTS

Advertisements

26 27 28 29 30 31 32 33 34 35 36 37 38 39 40 41 42 43 44 45 46 47 48 49 50

51 52 53 54 55 56 57 58 59 60 61 62 63 64 65 66 67 68 69 70 71 72 73 74 75

76 77 78 79 80 81 82 83 84 85 86 87 88 89 90 91 92 93 94 95 96 97 98 99 100

101 102 103 104 105 106 107 108 109 110 111 112 113 114 115 116 117 118 119 120 121 122 123 124 125

126 127 128 129 130 131 132 133 134 135 136 137 138 139 140 141 142 143 144 145 146 147 148 149 150

151 152 153 154 155 156 157 158 159 160 161 162 163 164 165 166 167 168 169 170 171 172 173 174 175

200 201 202 203 204 205 206 207 208 209 210 211 212 213 214 215 216 217 218 219 220 221 222 223 224

225 226 227 228 229 230 231 232 233 234 235 236 237 238 239 240 241 242 243 244 245 246 247 248 249

250 251 252 253 254 255 256 257 258 259 260 261 262 263 264 265 266 267 268 269 270 271 272 273 274

275 276 277 278 279 280 281 282 283 284 285 286 287 288 289 290 291 292 293 294 295 296 297 298 299

For Other Information Give Page Numbers:

MISSILES and ROCKETS

JAN. 26, 1959

Expires Three Weeks After Above Date



REVOLUTION IN DESIGN

Grove Regulators... As revolutionary in design and engineering as the technological transition from flying machine to space vehicle... Achieved a quarter of a century ago, the only regulators which could be used in the early space labs of Annapolis... still today the standard for the critical control of high pressure fluids... Now on the threshold of space, Grove is uniquely prepared—through advance research and development—to meet the challenge of even higher pressures ahead.

GROVE POWREACTOR DOME REGULATOR MODEL GH-408—50-6000 PSI INLET...5-3000 PSI REDUCED PRESSURE

GROVE VALVE and REGULATOR COMPANY

6529 Hollis St., Oakland 8, California • 2559 W. Olympic Blvd., Los Angeles 6, California
Offices in other principal cities



Circle No. 5 on Subscriber Service Card.

New Electro Instruments A-12 DC amplifier totally transistorized

equal to or better than the best
vacuum tube instruments!

The new Model A-12 DC Amplifier is the preferred systems link for amplification, normalization and impedance transformation. Use of solid state elements assures maximum reliability; power dissipation is only seven watts. Mil-type components are mounted on coated plug-in printed circuit boards for protection against vibration and corrosion.

versatility plus economy

Electro Instruments produces a series of plug-in mode selectors and attenuators for the A-12: single ended, differential and operational, fixed and variable gain.



Eight to a rack
The A-12 is packaged for high density use; mounts eight across in 19" relay rack panels.

SPECIFICATION SUMMARY

Single Ended Input

Gain:	Fixed gain set to any value from 10 to 1000 inclusive by front panel plug-in units. Gain switching plug-in attenuator available with gains of 0, 10, 20, 50, 100, 200, 500 and 1,000. Adjustable upward 6db from setting with potentiometer.
Input Impedance:	100 megohms shunted by 0.001 mfd (typical).
Source Impedance:	5K or less (to meet noise specification).
Drift:	Less than 2 microvolts in 200 hours at constant ambient temperature. Less than 0.4 microvolt per degree centigrade.
Ambient Temperature:	0° to 50°C.
Noise (Referred to input):	0.3 cps 5 microvolts peak to peak 0.750 cps 4 microvolts rms. 0.50 kc 8 microvolts rms.
Frequency Response:	±3db to 50 kc (typical); ±1.0% to 2 kc
Output Capability:	±10 volts at ±100 ma DC or peak AC to 10 kc

Write today for complete specifications on single-ended, differential and operational models.



Electro Instruments, Inc.

3540 Aero Court
San Diego 11, California